

ACL Repair with *InternalBrace*[™] Ligament Augmentation vs ACL Reconstruction up to 2 Years Follow-up

PURPOSE

To report the clinical outcomes of pain, function and quality of life for patients who have undergone ACL repair with *InternalBrace* ligament augmentation vs ACL reconstruction.

METHODS

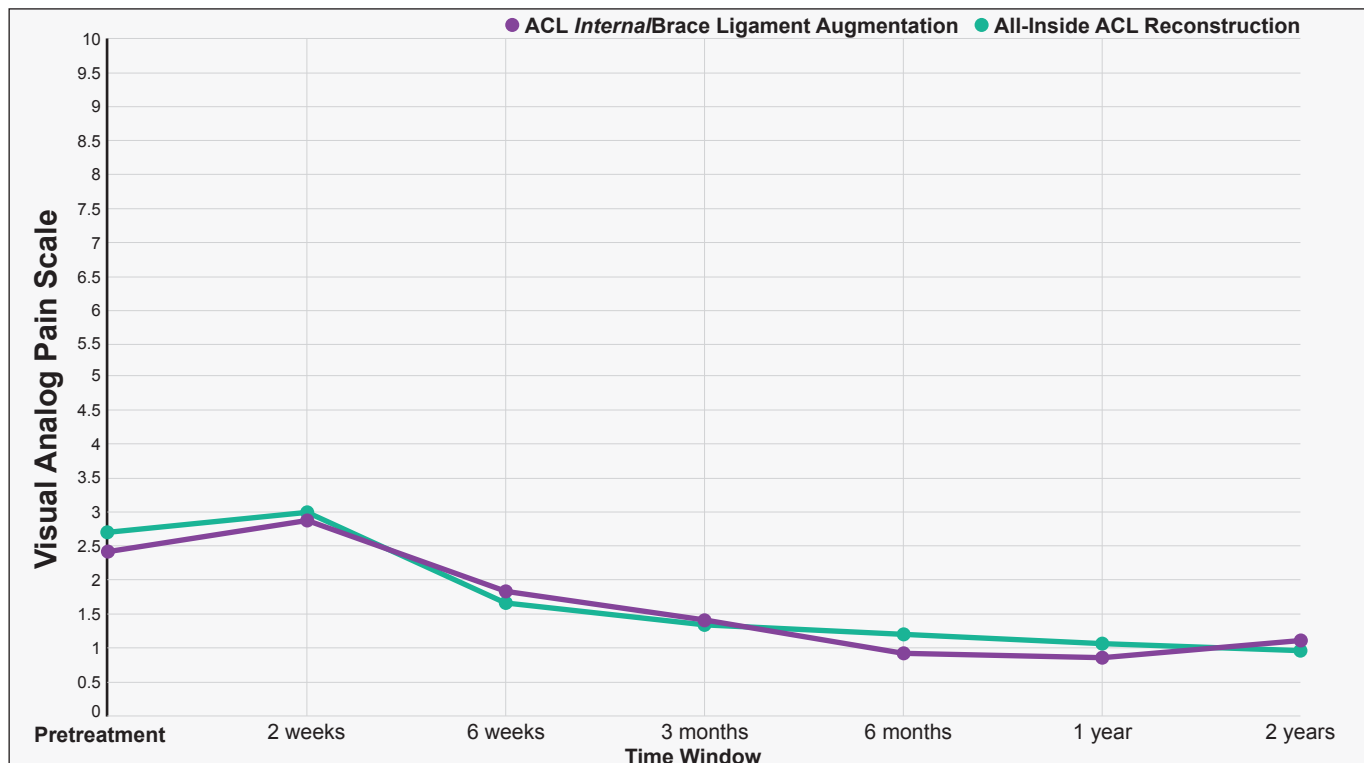
The inclusion criteria for this analysis were patients enrolled in the Surgical Outcomes System[™] global registry who underwent ACL with *InternalBrace* ligament augmentation or ACL reconstruction. Standard patient-reported outcomes questionnaires for VAS, KOOS-WOMAC Function, KOOS ADL and Marx Activity Scale were administered at standard time points postoperatively. Results were reported from presurgery out to 2 years postsurgery. The number of patients included per group is shown to the right.

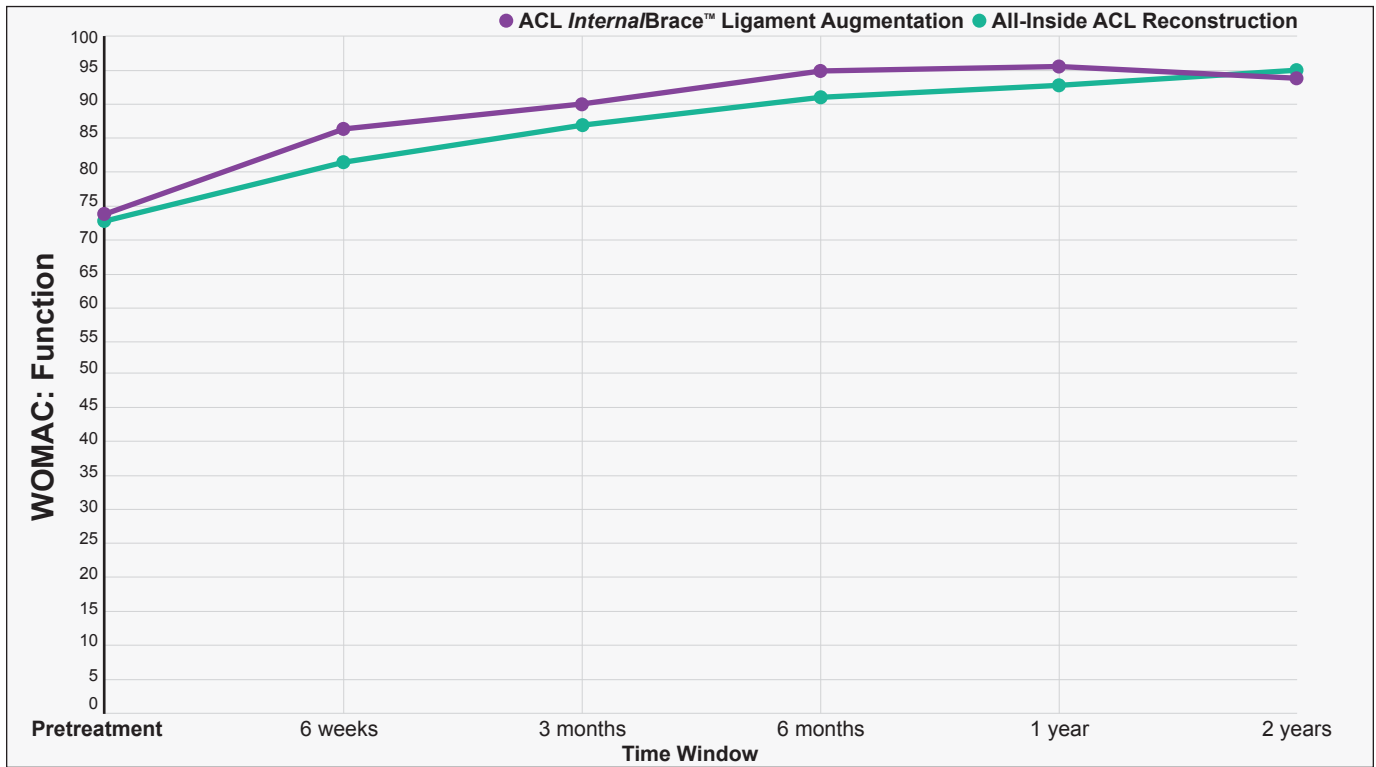
Time Point	# of ACL Repair Total	# of ACL Reconstruction Total
Presurgery	245/452	1205/1713
6 months	210/329	834/1342
1 year	145/257	570/1051
2 years	82/138	314/596

TREND CONCLUSION

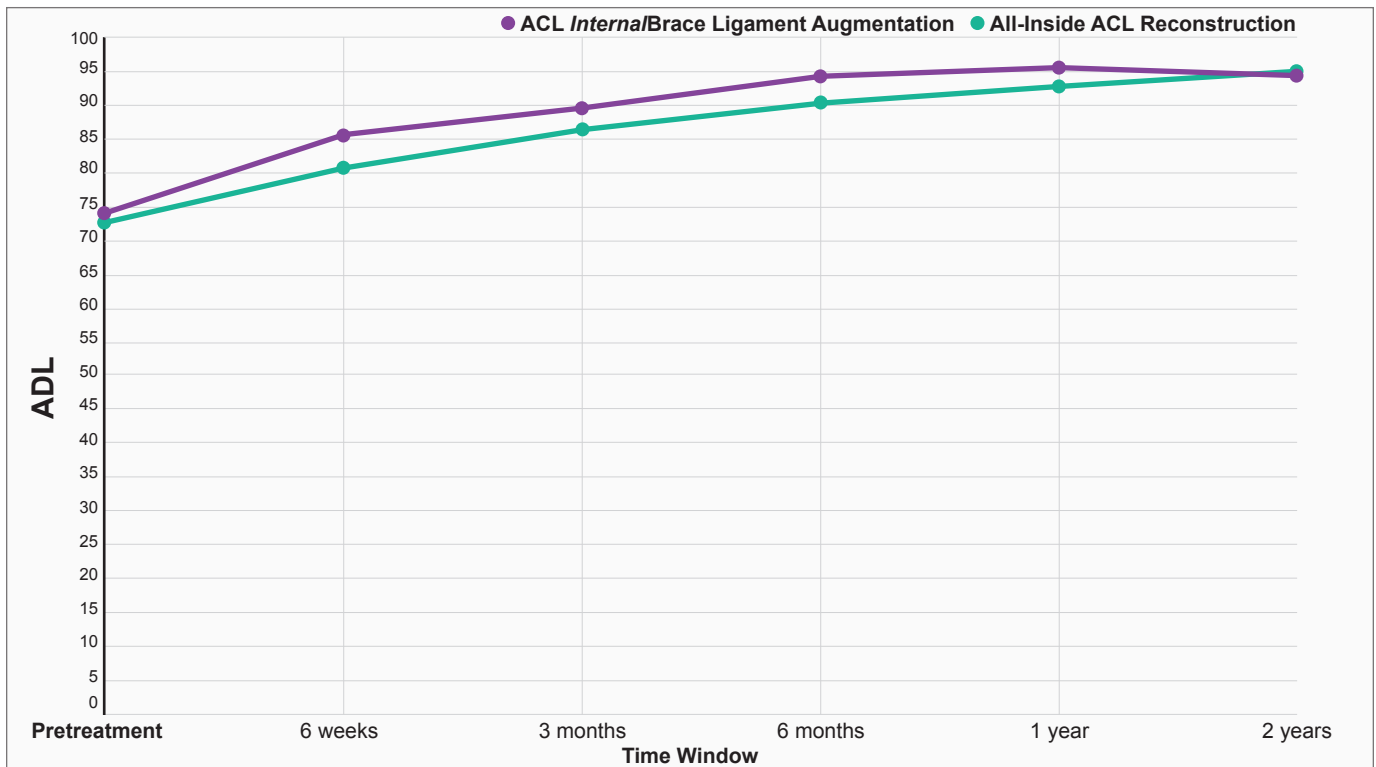
Based on these results, the pain, function and scores of ACL repair with *InternalBrace* ligament augmentation appear to trend towards similar outcomes to ACL reconstruction. However, no claims can be made on the potential of the favorable results of ACL with *InternalBrace* ligament augmentation without further statistical analysis to determine if there is any statistical significance. More patients and more scores are needed to evaluate long-term success.

RESULTS

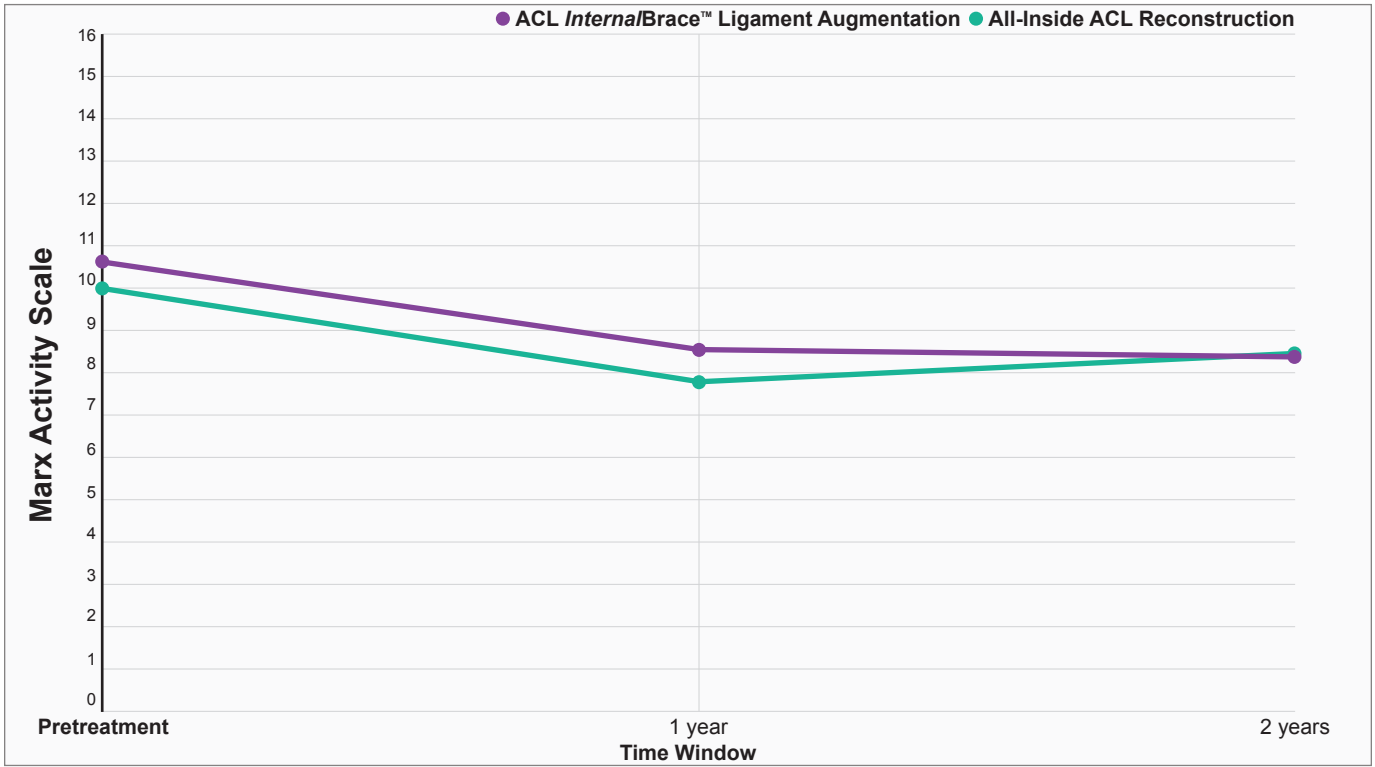




KOOS WOMAC Function



KOOS ADL



Marx Activity

Clinical Outcomes Report

Time Point	ACL Repair with <i>InternalBrace</i>[™] Ligament Augmentation Avg +/- STD VAS	ACL Reconstruction Avg +/- STD VAS
Presurgery	2.5 +/- 2.1	2.6 +/- 2.3
6 months	1.0 +/- 1.2	1.2 +/- 1.5
1 year	0.8 +/- 1.2	1.0 +/- 1.6
2 years	1.2 +/- 1.7	0.9 +/- 1.5

Time Point	ACL Repair with <i>InternalBrace</i> Ligament Augmentation Avg +/- STD KOOS WOMAC Function	ACL Reconstruction Avg +/- STD KOOS WOMAC Function
Presurgery	75.0 +/- 19.6	72.4 +/- 19.2
6 months	93.9 +/- 8.5	90.0 +/- 12.5
1 year	96.2 +/- 7.2	93.0 +/- 11.3
2 years	94.6 +/- 9.7	94.4 +/- 11.7

Time Point	ACL Repair with <i>InternalBrace</i> Ligament Augmentation Avg +/- STD KOOS ADL	ACL Reconstruction Avg +/- STD KOOS ADL
Presurgery	75.0 +/- 19.6	72.4 +/- 19.2
6 months	93.9 +/- 8.5	89.9 +/- 12.5
1 year	96.2 +/- 7.2	93.0 +/- 11.3
2 years	94.6 +/- 9.7	94.4 +/- 11.7

Time Point	ACL Repair with <i>InternalBrace</i> Ligament Augmentation Avg +/- STD Marx Activity	ACL Reconstruction Avg +/- STD Marx Activity
Presurgery	10.6 +/- 5.0	10.0 +/- 5.5
1 year	8.3 +/- 5.1	7.8 +/- 5.6
2 years	8.5 +/- 5.4	8.5 +/- 5.4