



RC Repair: SpeedBridge™ Technique Outcomes

Purpose

To report the clinical outcomes of pain, function, and quality of life for patients who underwent rotator cuff repair with the SpeedBridge technique and associated implants.

Methods

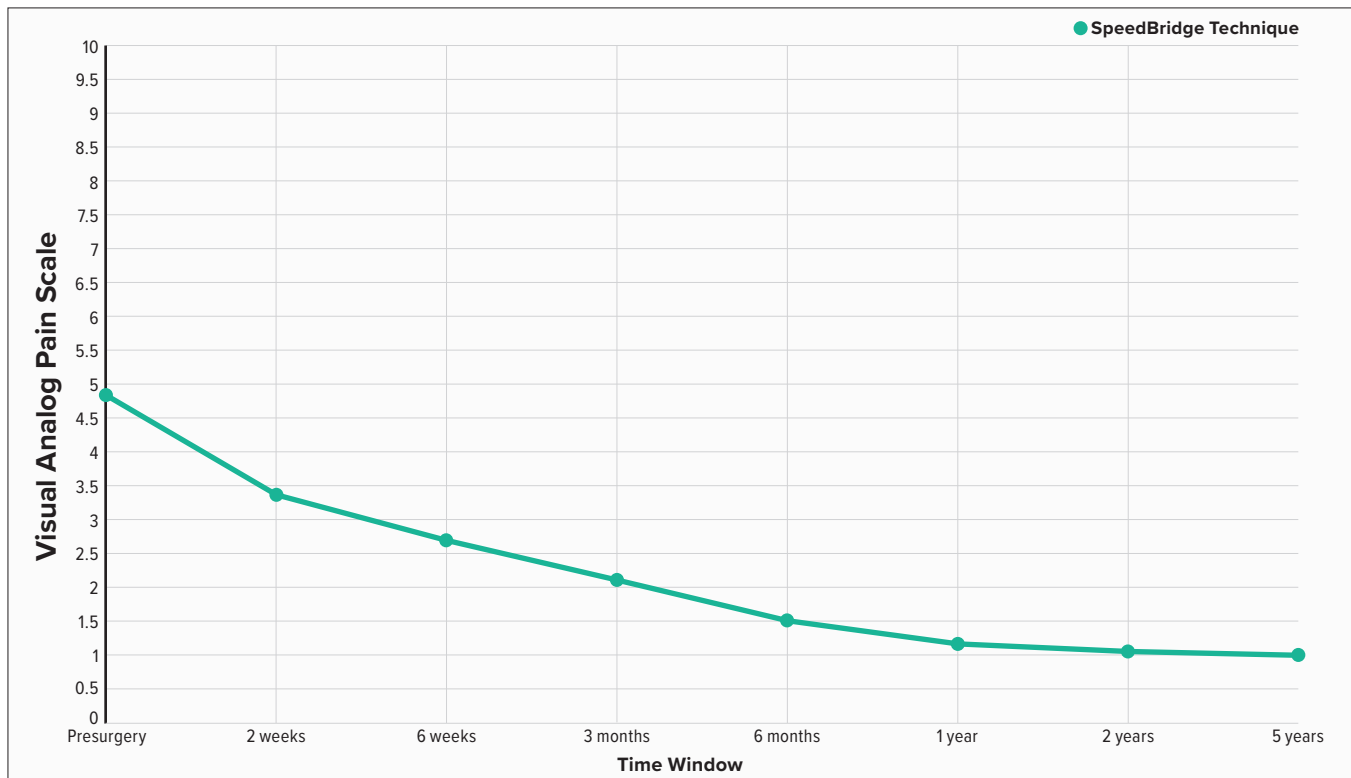
The inclusion criteria for this analysis were patients enrolled in the Surgical Outcomes System™ global registry who underwent a rotator cuff repair performed using the SpeedBridge technique and associated implants. Standard patient-reported outcomes questionnaires for VAS, ASES Shoulder Function, and SANE were administered at standard time points postoperatively. Results were reported from presurgery out to 5 years postsurgery. The number of patients included per time point is shown to the right.

Time Point	# of Compliant Patients/ Total # of Patients
Presurgery	2333/3241
1 year	1536/2440
2 years	879/1517
5 years	26/91

Trend Conclusion

Based on these results, the pain, function, and quality-of-life scores for patients who underwent RC repair performed using the SpeedBridge technique and associated implants trend towards favorable outcomes. However, no claims can be made on the potential of these results without further analysis to determine statistical significance.

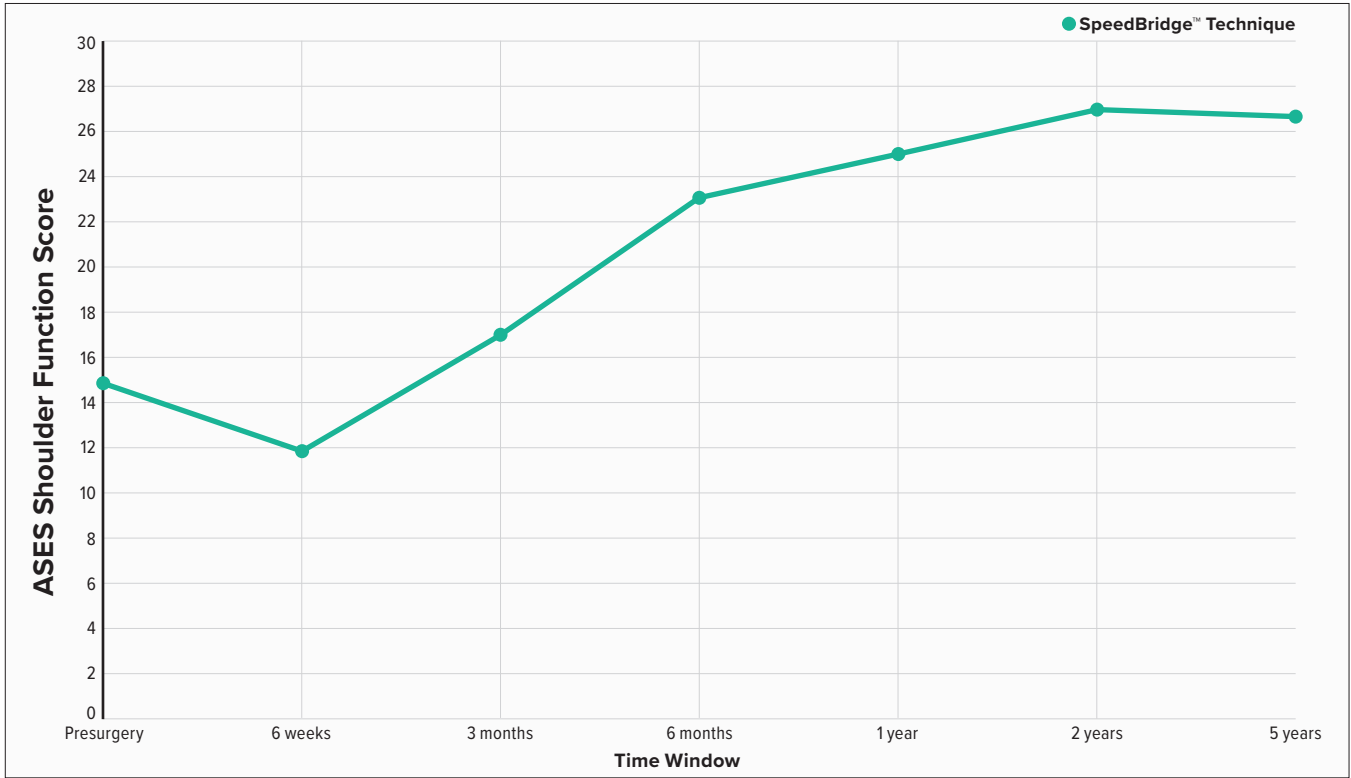
Results



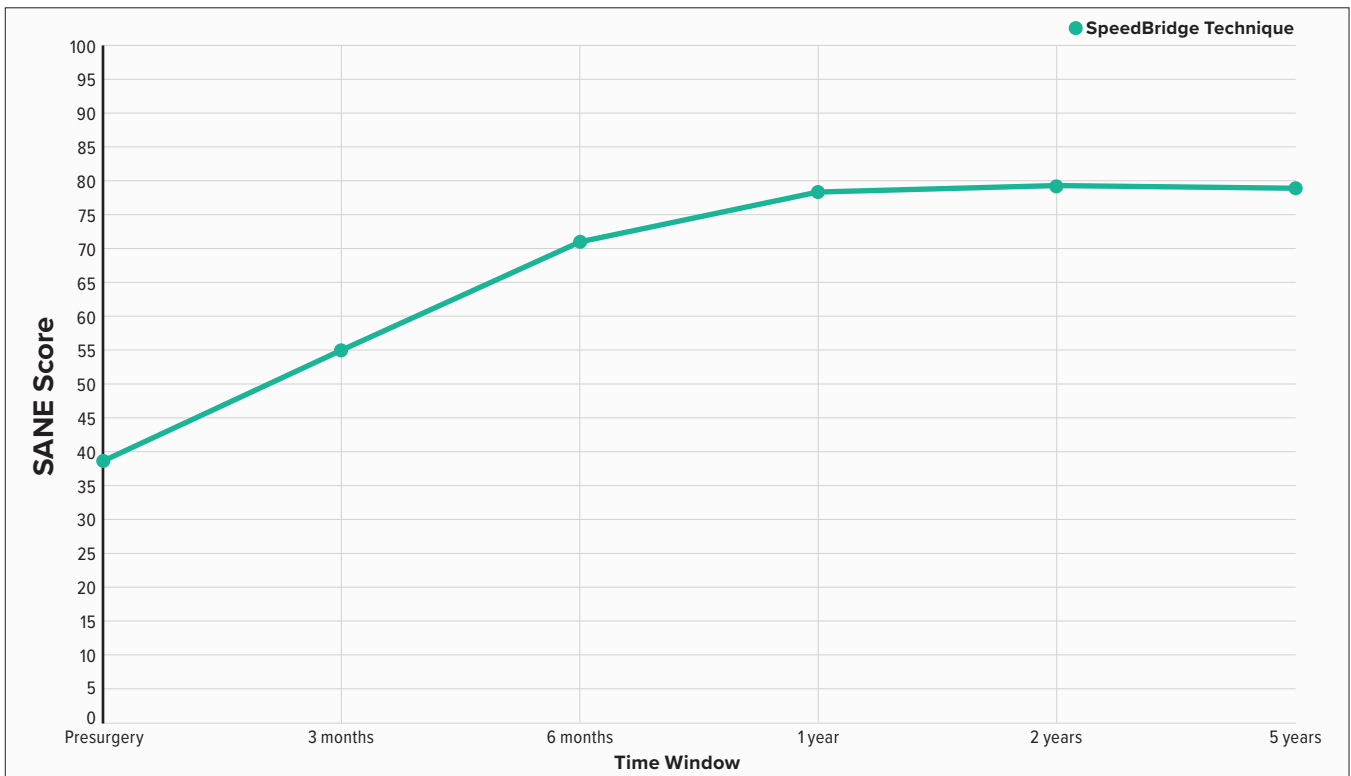
VAS

www.surgicaloutcomesystem.com





ASES Shoulder Function Score



SANE Score



Surgical Outcomes System

Time Point	SpeedBridge™ Technique Avg ± STD VAS
Presurgery	4.8 ± 2.4
1 year	1.2 ± 1.7
2 years	1.1 ± 1.7
5 years	1.0 ± 1.7

Time Point	SpeedBridge Technique Avg ± STD ASES Shoulder Function Score
Presurgery	14.5 ± 5.8
1 year	25.2 ± 5.3
2 years	26.4 ± 4.9
5 years	26.2 ± 4.9

Time Point	SpeedBridge Technique Avg ± STD SANE Score
Presurgery	38.1 ± 20.9
1 year	77.7 ± 24.4
2 years	79.1 ± 26.3
5 years	78.5 ± 26.4