



All-Inside Meniscal Repair Outcomes

Purpose

To report the clinical outcomes of pain, function, and quality of life for patients who underwent all-inside meniscal repair.

Methods

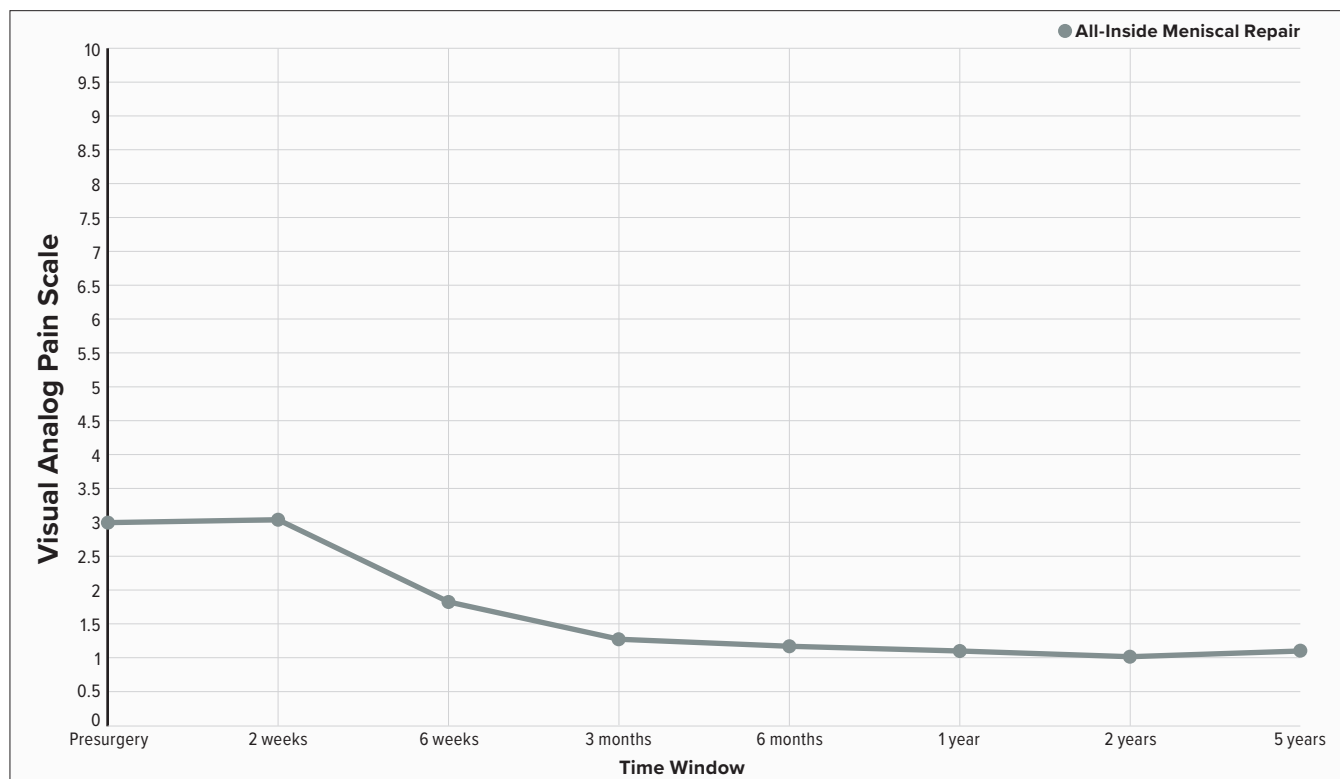
The inclusion criteria for this analysis were patients enrolled in the Surgical Outcomes System™ global registry who underwent all-inside meniscal repair. Standard patient-reported outcome questionnaires for VAS, SANE Knee, and KOOS Activities of Daily Living (ADL) were administered at standard time points postoperatively. Results were reported from presurgery to 5 years postsurgery. The numbers of patients included per group are shown to the right.

Time Point	All-Inside Meniscal Repair Patients/ Total # Patients
Presurgery	1300/1966
1 year	814/1520
2 years	460/932
5 years	34/99

Trend Conclusion

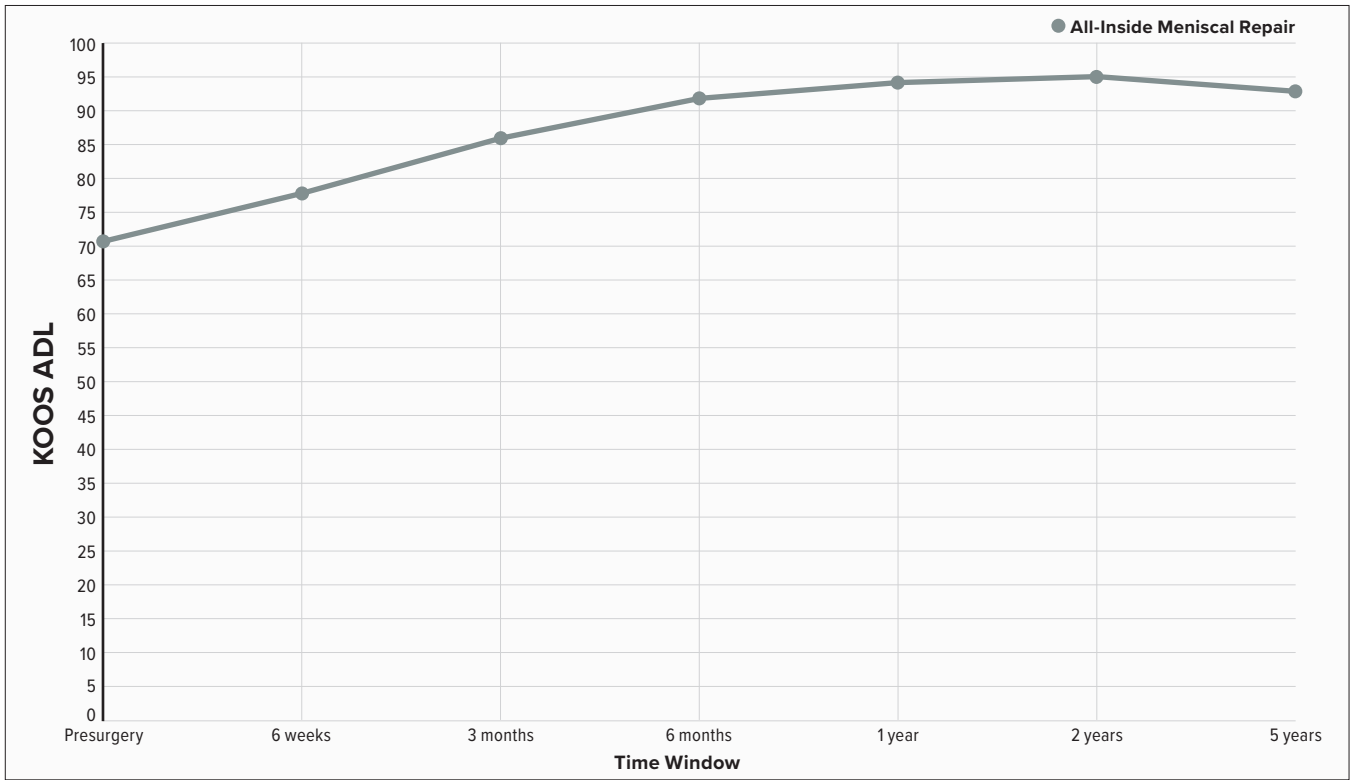
Based on these results, there appears to be a decrease in patient pain scores and an increase in patient function and quality-of-life scores. However, no claims can be made on the potential of these results without further analysis to determine if there is statistical significance.

Results

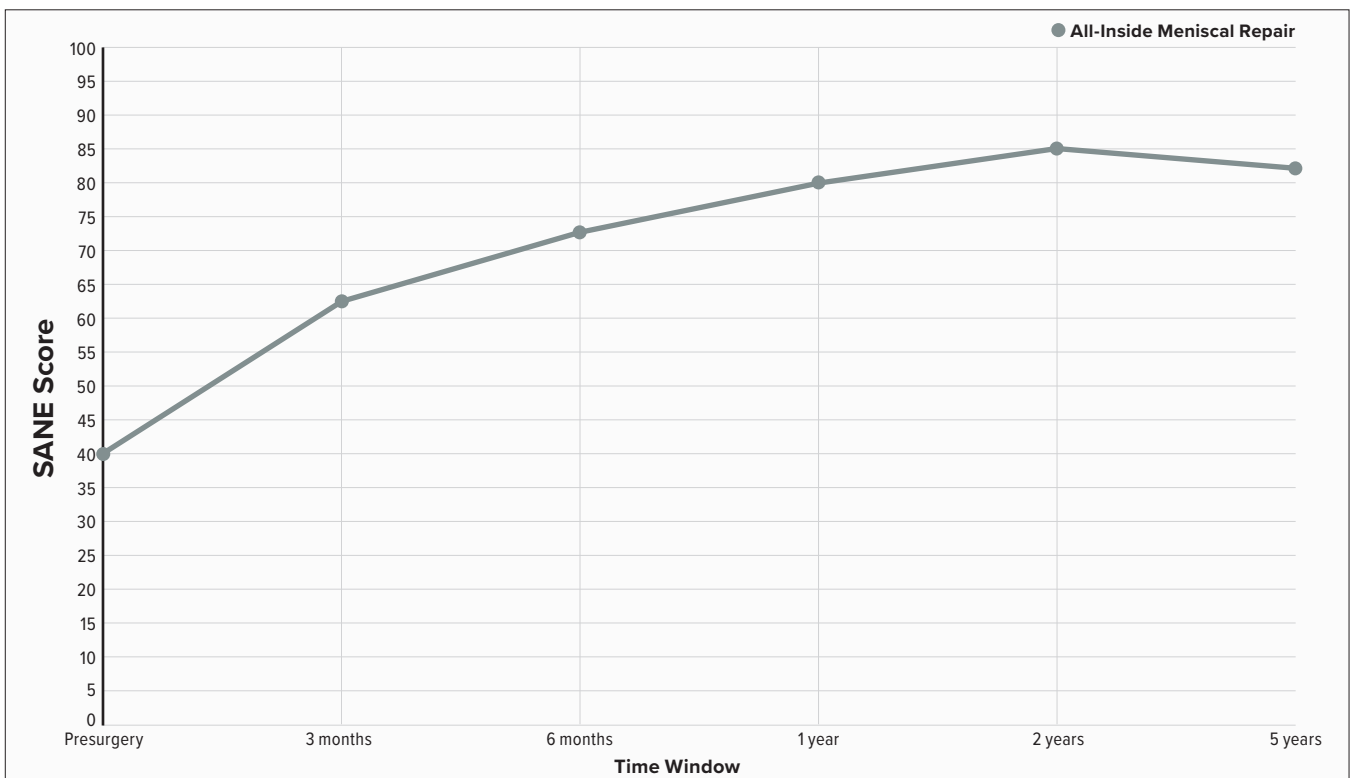


VAS





KOOS ADL



SANE Score



Surgical Outcomes System

Time Point	All-Inside Meniscal Repair Avg \pm STD VAS
Presurgery	2.9 \pm 2.3
1 year	1.1 \pm 1.6
2 years	1.0 \pm 1.5
5 years	1.2 \pm 1.8

Time Point	All-Inside Meniscal Repair Avg \pm STD KOOS ADL
Presurgery	70.7 \pm 20.3
1 year	93.4 \pm 11.2
2 years	94.8 \pm 10.0
5 years	93.4 \pm 11.8

Time Point	All-Inside Meniscal Repair Avg \pm STD SANE Score
Presurgery	39.5 \pm 23.6
1 year	80.5 \pm 17.3
2 years	84.8 \pm 15.3
5 years	83.4 \pm 19.1