



Superior Capsular Reconstruction (SCR) Outcomes

Purpose

To report the clinical outcomes of pain, function, and quality of life for patients who underwent superior capsular reconstruction (SCR) for rotator cuff arthropathy.

Methods

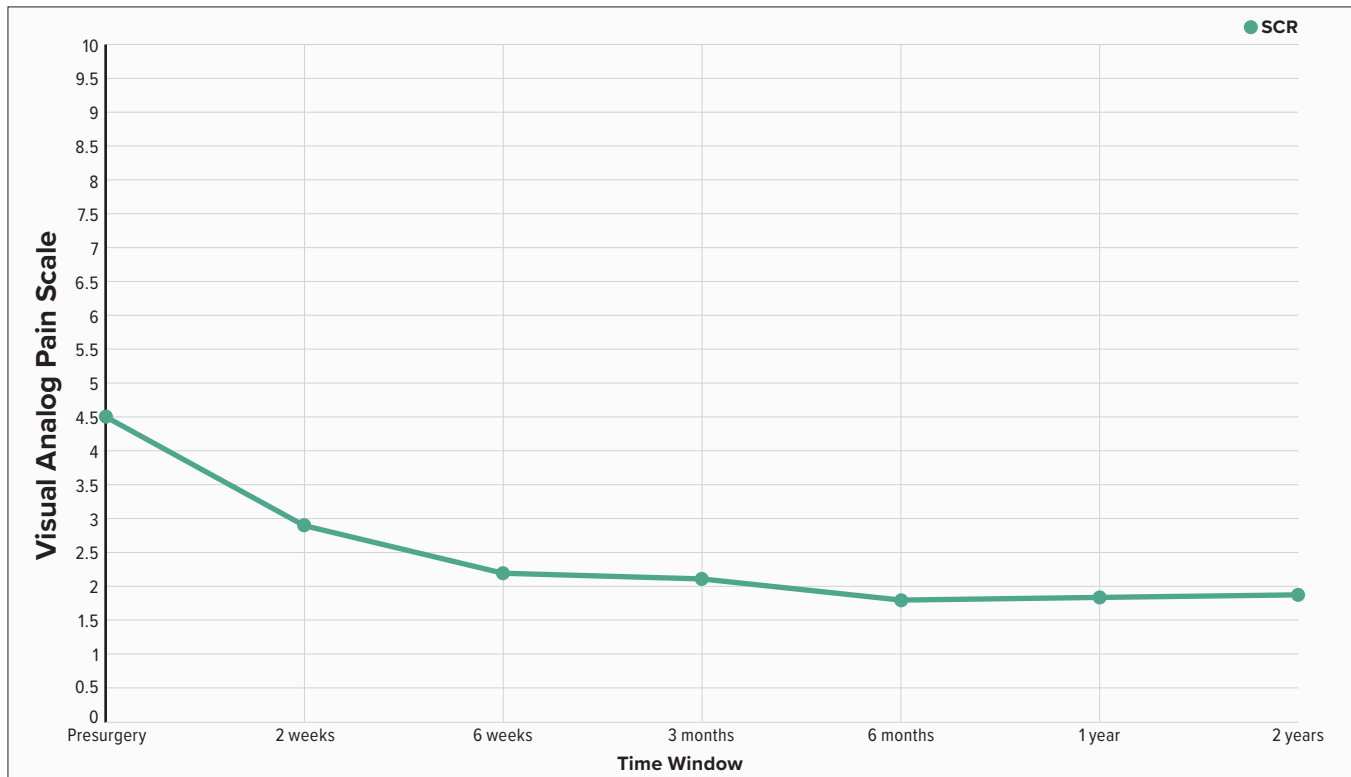
The inclusion criteria for this analysis were patients enrolled in the Surgical Outcomes System™ global registry who underwent SCR based on site data entry. Standard patient-reported outcomes questionnaires for VAS, ASES Function, and SANE were administered at standard time points postoperatively. Results were reported from presurgery to 2 years postsurgery. The numbers of patients included per group is shown to the right.

Time Point	# of Compliant SCR Patients/ Total # of Patients
Presurgery	446/617
6 months	371/525
1 year	288/456
2 years	144/264

Trend Conclusion

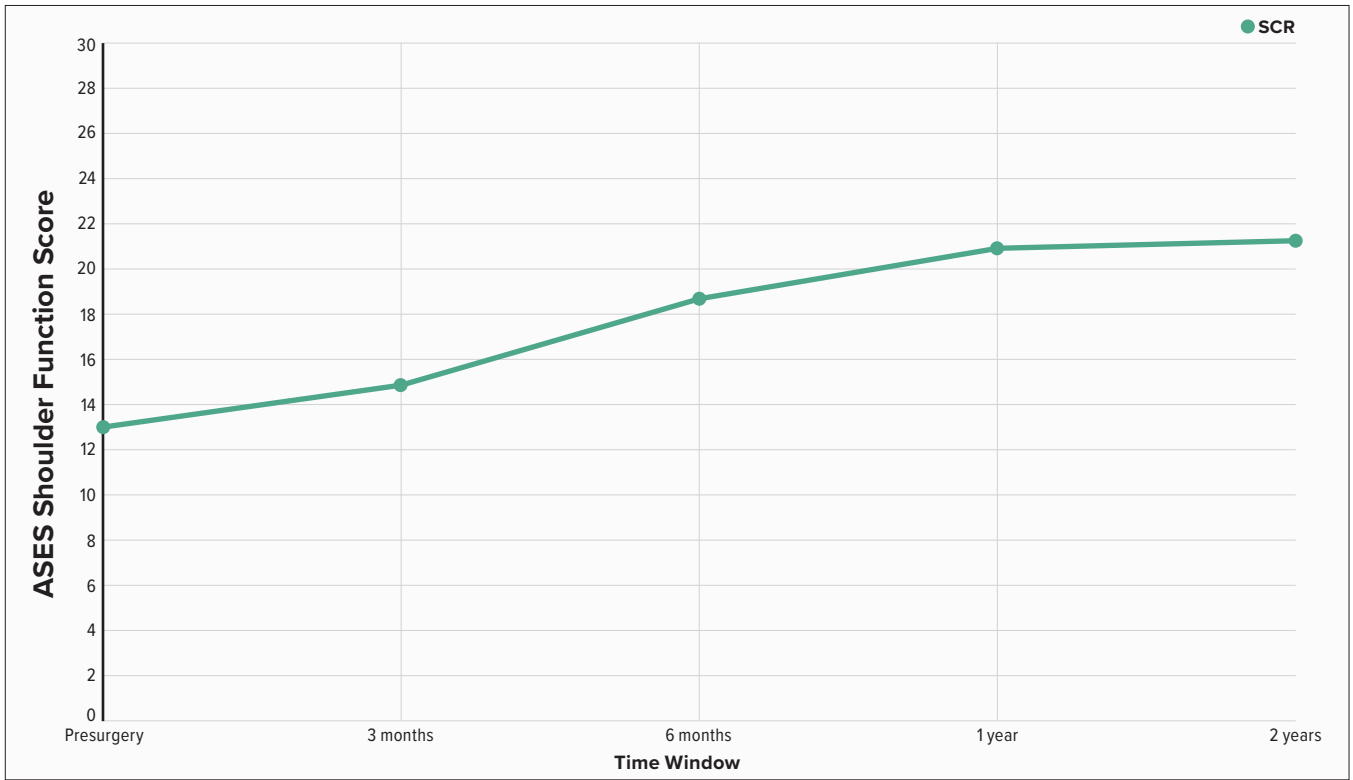
Based on these early results, the pain, function, and quality-of-life scores for SCR trend towards favorable outcomes. However, no claims can be made on the potential of these results without further statistical analysis to determine if there is statistical significance.

Results

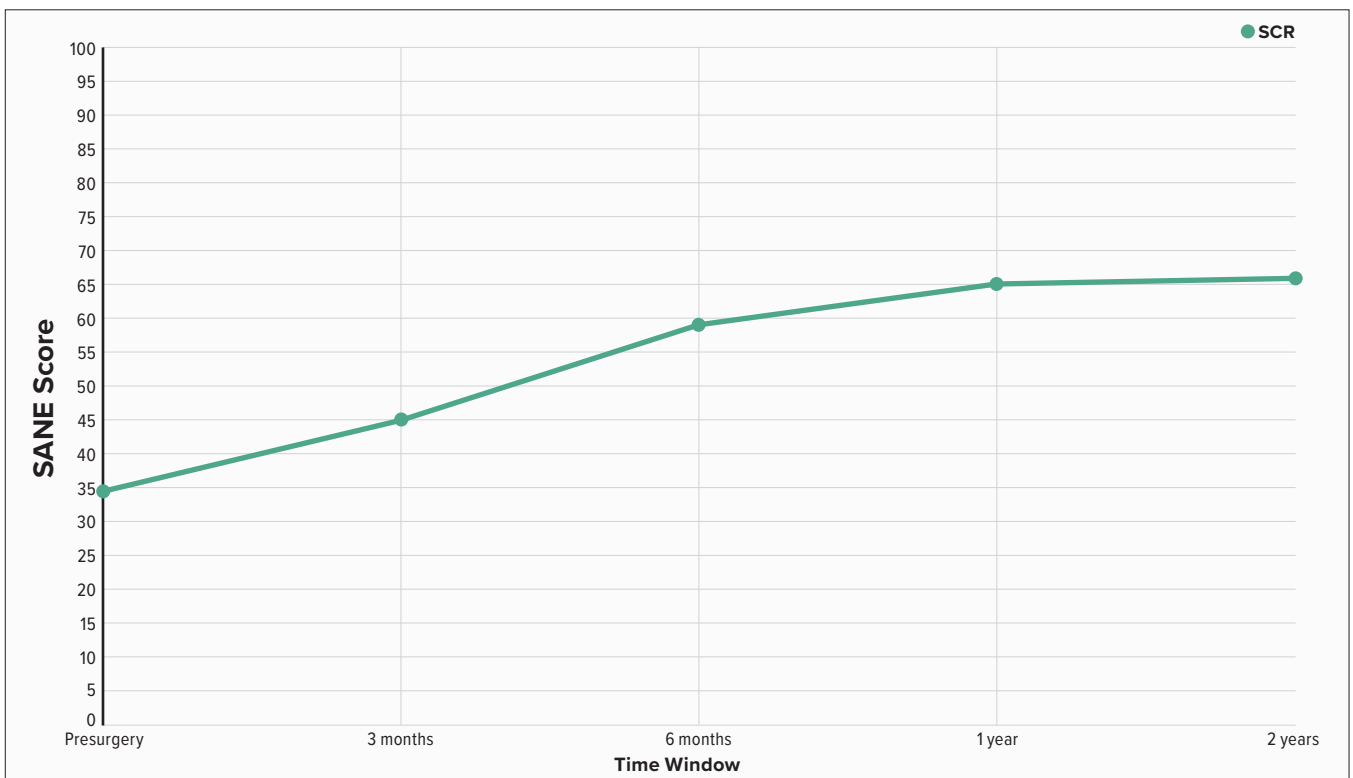


VAS





ASES Shoulder Function Score



SANE Score



Surgical Outcomes System

Time Point	SCR Avg \pm STD VAS
Presurgery	4.5 \pm 2.5
6 months	1.7 \pm 1.9
1 year	1.8 \pm 2.1
2 years	1.8 \pm 2.3

Time Point	SCR Avg \pm STD ASES Shoulder Function Score
Presurgery	13.0 \pm 5.6
6 months	18.8 \pm 6.5
1 year	20.9 \pm 6.7
2 years	21.5 \pm 7.1

Time Point	SCR Avg \pm STD SANE Score
Presurgery	34.3 \pm 20.3
6 months	59.0 \pm 23.4
1 year	65.5 \pm 25.7
2 years	66.3 \pm 27.2