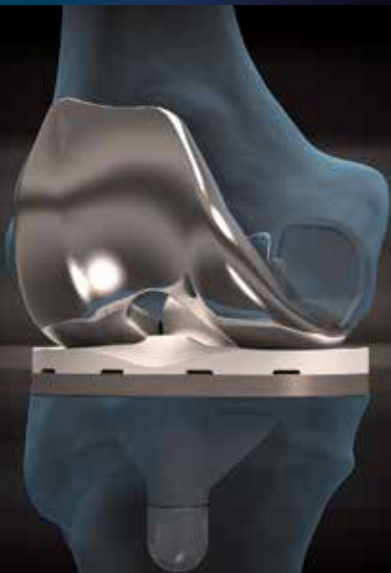


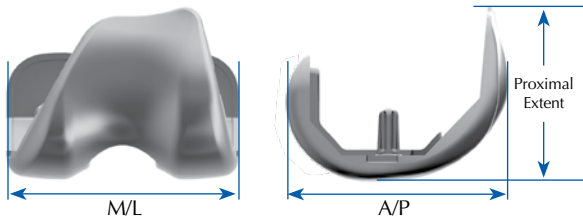
iBalance[®] TKA

Technical Monograph



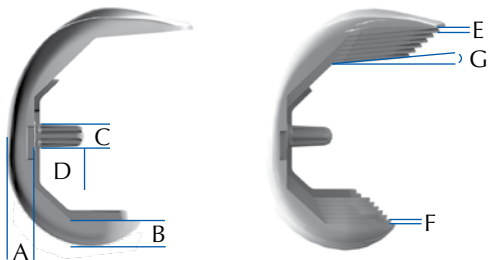
Arthrex[®] 

Femoral Component Sizing



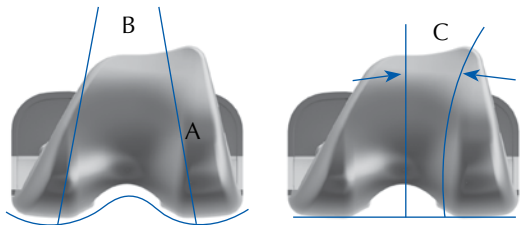
	A/P (mm)	M/L (mm)	Proximal Extent (mm)
Size 1	50.9	54	33.2
Size 2	53.4	56.7	34.9
Size 3	56.0	59.4	36.6
Size 4	58.6	62.1	38.3
Size 5	61.2	64.8	40.0
Size 6	63.8	67.4	41.7
Size 7	66.3	70.1	43.4
Size 8	68.9	72.8	45.1
Size 9	71.5	75.5	46.8
Size 10	74.1	78.8	48.5

Femoral Sagittal Details




Ref.	Description	All Sizes
A	Distal Thickness	8 mm
B	Posterior Thickness	8 mm
C	Lug Diameter	8 mm
D	Lug Length	13 mm
E	Anterior Growth	1.4 mm
F	Posterior Growth	1.2 mm
G	Anterior Flange Angle	5°

Femoral Coronal Details



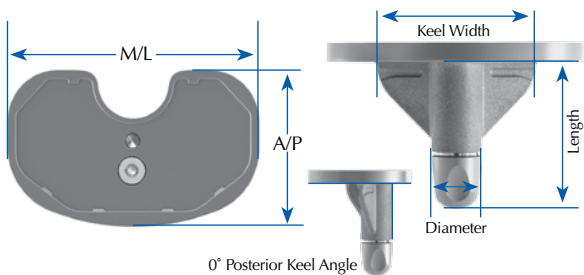
Ref.	Description	All Sizes
A	Coronal Radii	75 mm
B	Coronal Radii Offset	33 mm
C	Q Angle	17°

Femoral PS Box Prep Details




	A Box Width (mm)	B Max Open Box Depth (mm)
Size 1	18	16.2
Size 2	18	17.1
Size 3	18	17.8
Size 4	18	18.8
Size 5	18	19.6
Size 6	18	20.5
Size 7	18	21.3
Size 8	18	22.3
Size 9	18	20.8
Size 10	18	21.4

Tibial Component Sizing



	M/L (mm)	A/P (mm)	Diameter (mm)	Length (mm)	Keel Width (mm)
Size 1	63.5	39.4	14	40	40
Size 2	66.0	40.9	14	40	40
Size 3	68.5	42.5	14	40	40
Size 4	71.0	44.0	14	40	45
Size 5	73.5	45.6	14	40	45
Size 6	76.0	47.1	14	40	45
Size 7	78.5	48.7	14	40	45
Size 8	81.0	50.2	14	40	50
Size 9	83.5	51.7	14	40	50
Size 10	86.0	53.3	14	40	50

Tibial Stems & Augments



Tibial Stems

10 mm, 12 mm and 14 mm diameters in 50 mm and 100 mm lengths

- 50 mm stems create an overall construct length of 75 mm from the tibial plateau
- 100 mm stems create an overall construct length of 125 mm from the tibial plateau



Tibial Augments

5 mm and 10 mm thicknesses for each corresponding tibial component

Designated left medial/right lateral and right medial/left lateral

Cruciate Retaining



All CR polys have neutral slope

CR Plus increased anterior constraint

Available thicknesses:
8-14, 16, and 18 mm

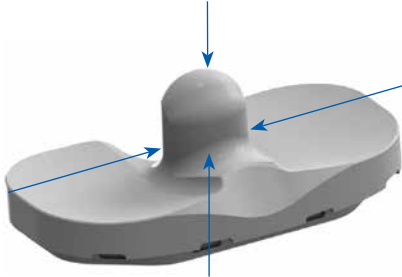
Femoral size to CR tibial bearing +/-2
Femoral size to CR Plus tibial bearing +/-1

Available in Vitamin E and moderately crosslinked material options



Wall Chart available - LR1-0017-EN

Posterior Stabilized



Post dimensions - all sizes:

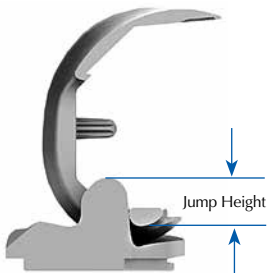
- M/L width = 16.0 mm
- Height = 19.1 mm

Femoral size to PS tibial bearing +/-2

Available thicknesses: 8-14, 16, 18 and 20 mm

Available in Vitamin E and moderately crosslinked material options

Jump Height



Post engages at 60° of flexion

Jump height at 120° of flexion = 14 mm

Patella Options



Diameter	27 mm	30 mm	34 mm	37 mm	40 mm
Thickness	8 mm	8 mm	9 mm	10 mm	10 mm

This description of technique is provided as an educational tool and clinical aid to assist properly licensed medical professionals in the usage of specific Arthrex products. As part of this professional usage, the medical professional must use their professional judgment in making any final determinations in product usage and technique. In doing so, the medical professional should rely on their own training and experience and should conduct a thorough review of pertinent medical literature and the product's Directions For Use.

