

Knotless vs Knotted Bankart Labral Repair

PURPOSE

To report the clinical outcomes of pain, function, and quality of life for patients who underwent Bankart labral repair with knotless vs knotted techniques.

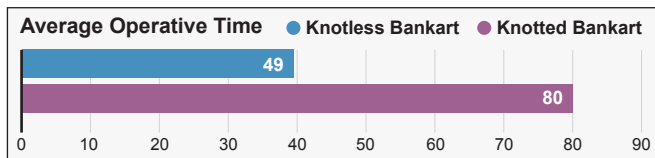
METHODS

The inclusion criteria for this analysis were patients enrolled in the Surgical Outcomes System™ global registry who underwent Bankart labral repair using either a knotless or knotted technique. Standard patient-reported outcomes questionnaires for VAS, ASES, and SANE were administered at standard time points postoperatively. Surgical time was documented in approximately 24% of knotless cases and 31% of knotted cases. Results were reported from presurgery to 2 years postsurgery. The numbers of patients included per group is shown to the right.

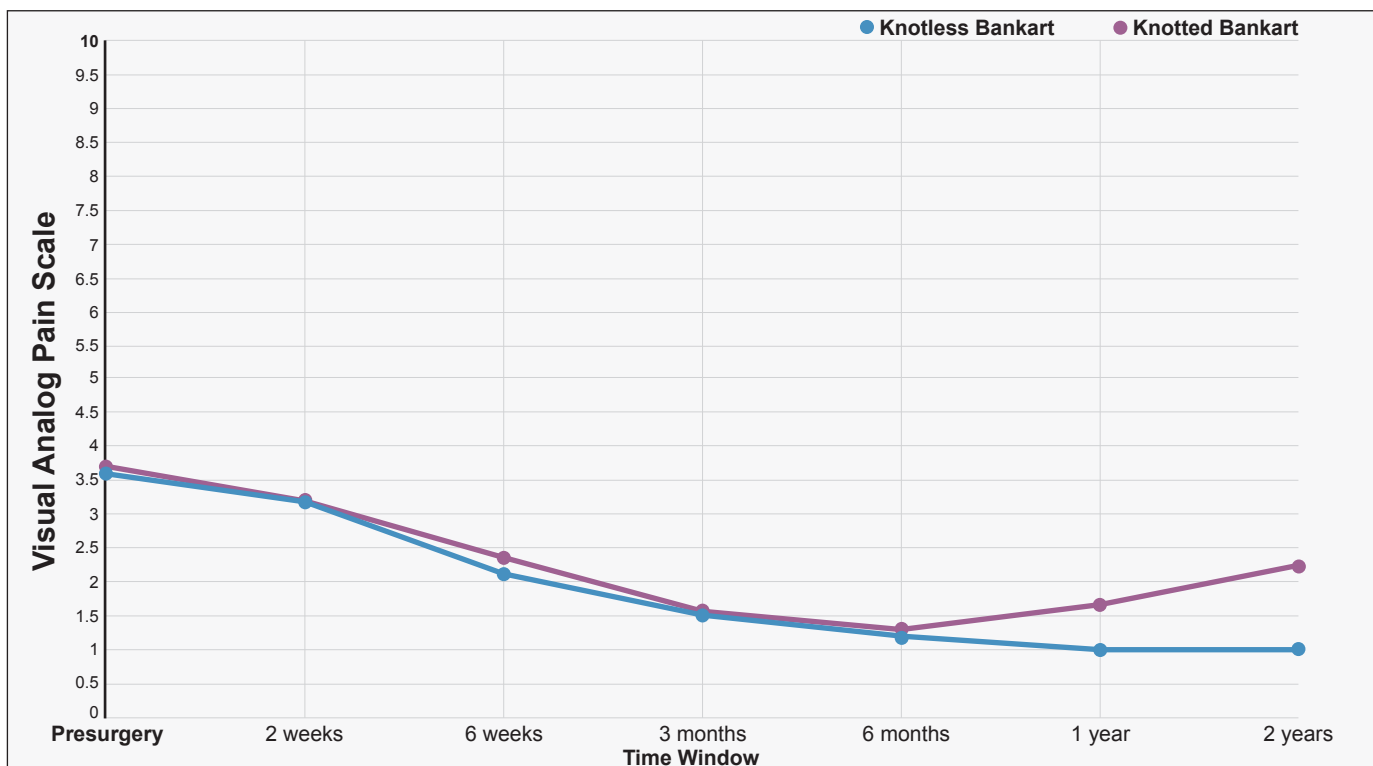
Time Point	# of Patients Knotless/Total # of Patients	# of Patients Knotted/Total # of Patients
Presurgery	509/743	333/581
1 year	236/583	166/427
2 years	118/344	90/267

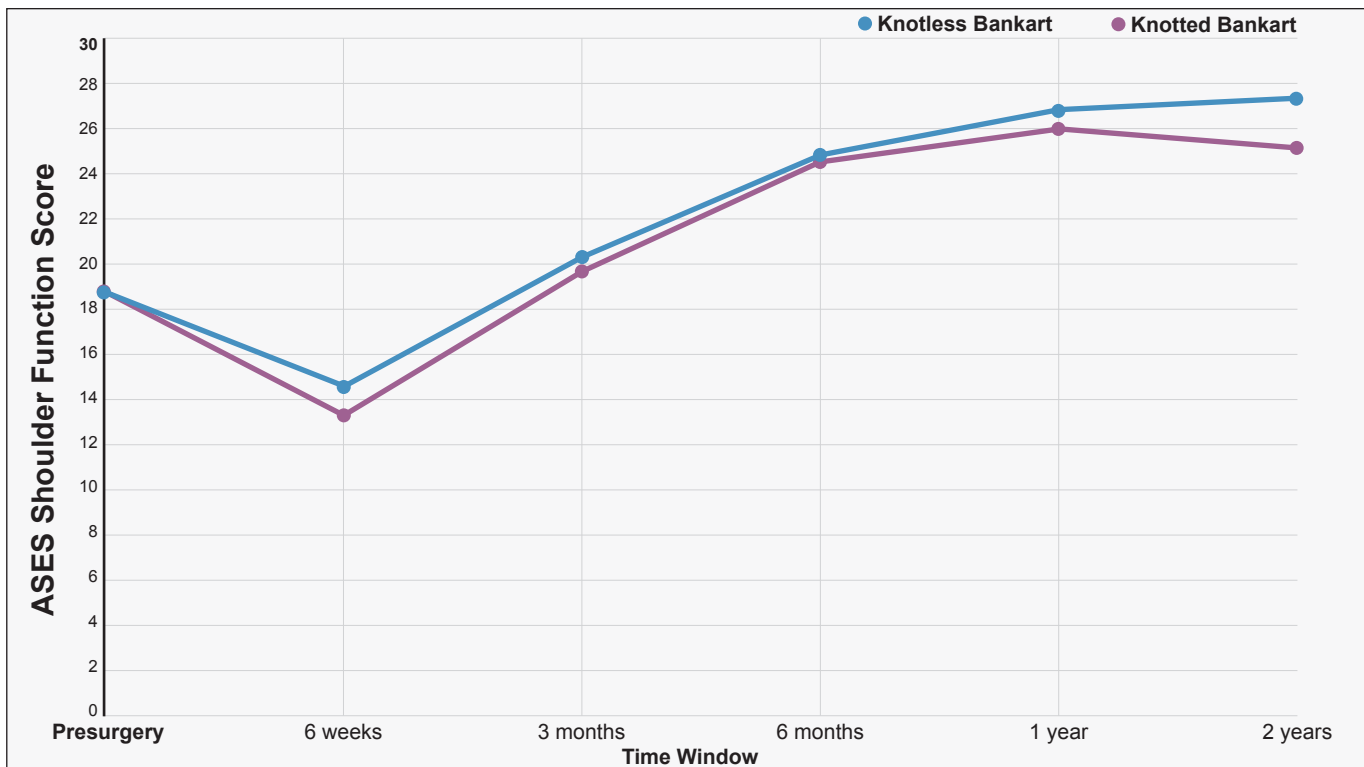
TREND CONCLUSION

Based on these documented results, the pain, function, and quality-of-life scores for knotless Bankart labral repair trend towards better outcomes than the knotted Bankart labral repair technique. The average operative time was approximately 31 minutes less for cases that used knotless technology. However, no claims can be made on the potential for the favorable results of knotless technique without further statistical analysis.

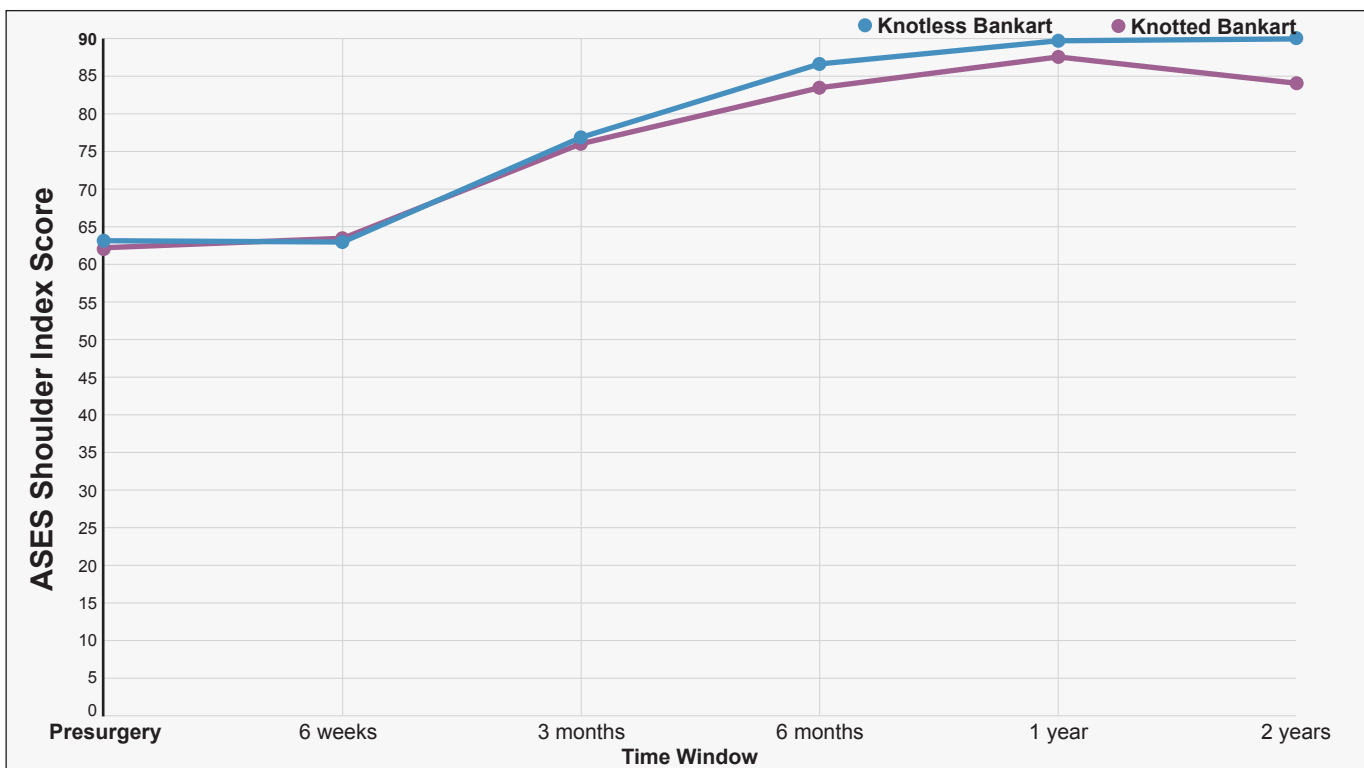


RESULTS

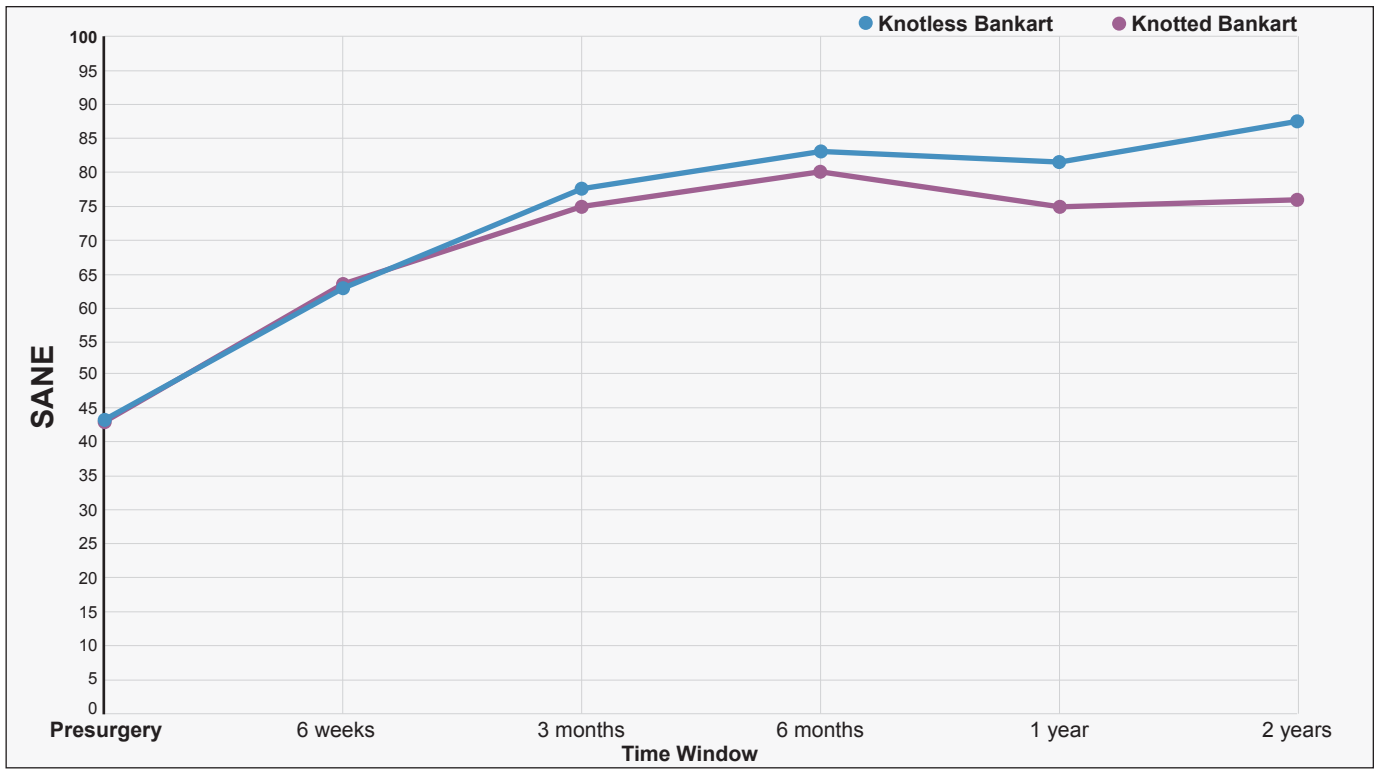




ASES Shoulder Function



ASES Shoulder Index



SANE

Time Point	Knotless Bankart VAS Mean ± SD	Knotted Bankart VAS Mean ± SD
Presurgery	3.5 ± 2.4	3.7 ± 2.6
1 year	1.0 ± 1.6	1.2 ± 1.6
2 years	1.0 ± 1.6	1.6 ± 2.4

Time Point	Knotless Bankart ASES Function Mean ± SD	Knotted Bankart ASES Function Mean ± SD
Presurgery	18.5 ± 5.9	18.5 ± 5.9
1 year	26.6 ± 4.9	26.0 ± 5.2
2 years	27.1 ± 3.9	25.5 ± 5.7

Time Point	Knotless Bankart ASES Index Mean ± SD	Knotted Bankart ASES Index Mean ± SD
Presurgery	63.1 ± 18.9	62.5 ± 19/5
1 year	89.6 ± 15.1	87.5 ± 15.6
2 years	90.3 ± 13.0	84.5 ± 20.7

Time Point	Knotless Bankart SANE Mean ± SD	Knotted Bankart SANE Mean ± SD
Presurgery	43.8 ± 23.4	43.5 ± 21.9
1 year	83.1 ± 19.5	80.2 ± 19.3
2 years	81.4 ± 21.2	74.9 ± 25.3