

Knotless PASTA Bridge Technique

Purpose

To report the clinical outcomes of pain, function, and quality of life for patients who underwent a PASTA bridge technique for a rotator cuff tear.

Methods

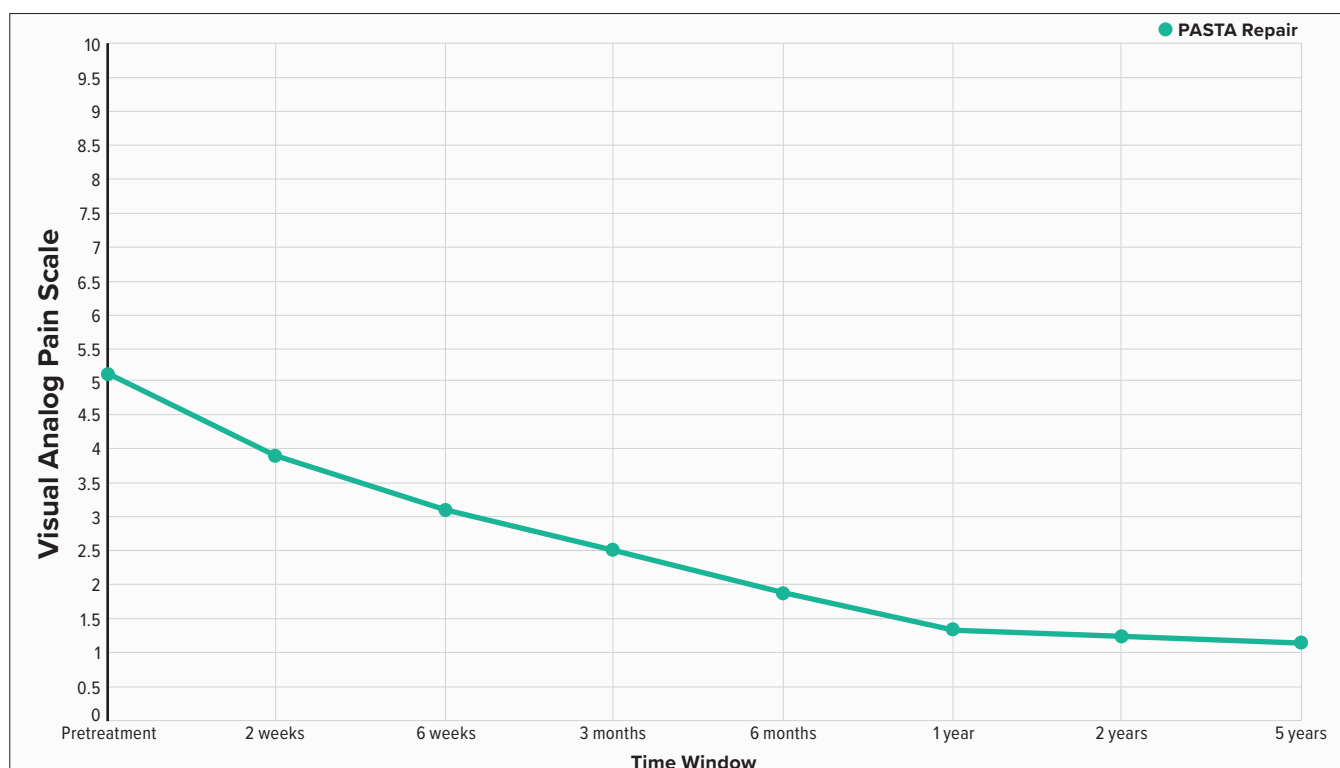
The inclusion criteria for this analysis were patients enrolled in the Surgical Outcomes System™ global registry who underwent a knotless percutaneous transtendon anchor insertion. Inclusion is based on-site data entry. Standard patient-reported outcomes questionnaires for VAS, ASES Function, and SANE were administered at standard time points postoperatively. Results were reported from presurgery out to 5 years postsurgery. The numbers of patients included per group are shown to the right.

Time Point	# of Compliant PASTA Patients/Total # of Patients
Presurgery	360/523
1 year	218/378
2 year	157/289
5 year	23/52

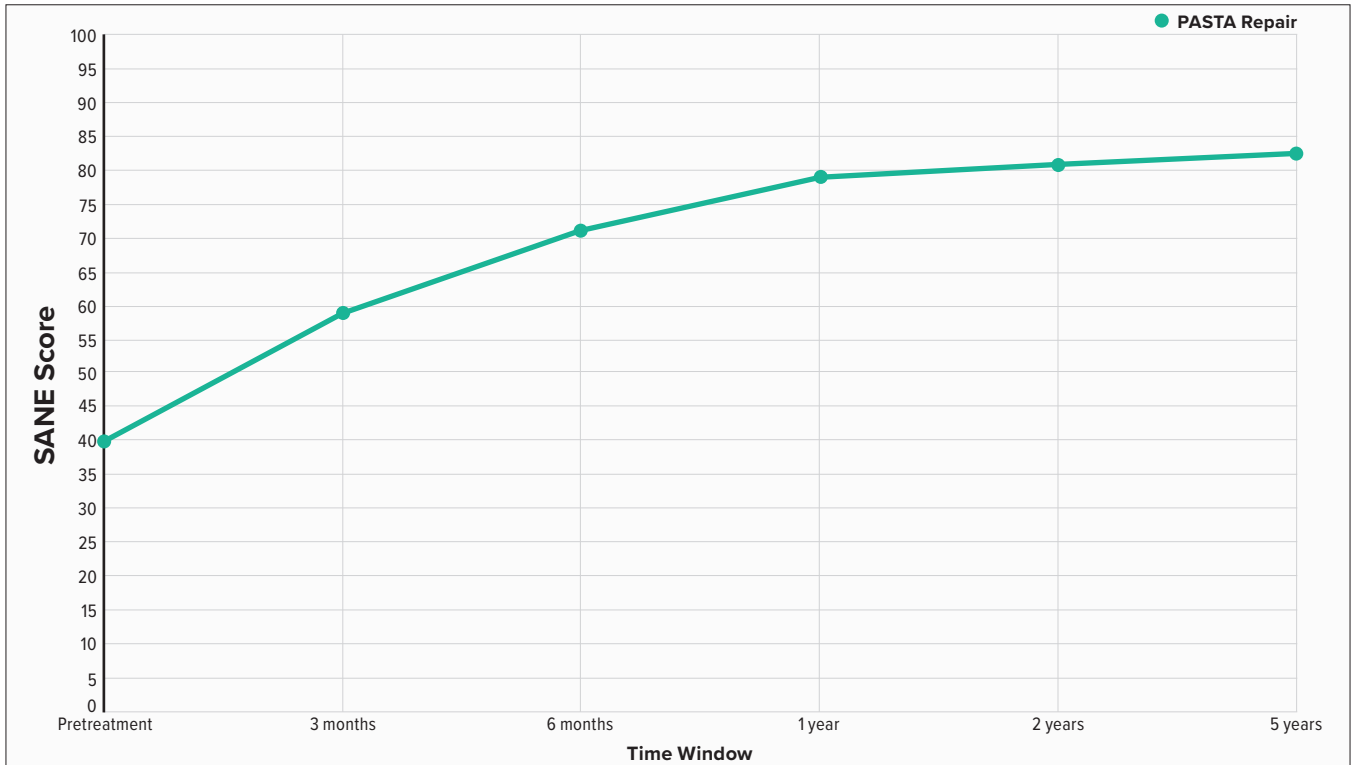
Trend Conclusion

Based on these early results, the pain, function and quality of life scores for PASTA trend towards favorable outcomes. However, no claims can be made on the potential for these results without further analysis to determine statistical significance.

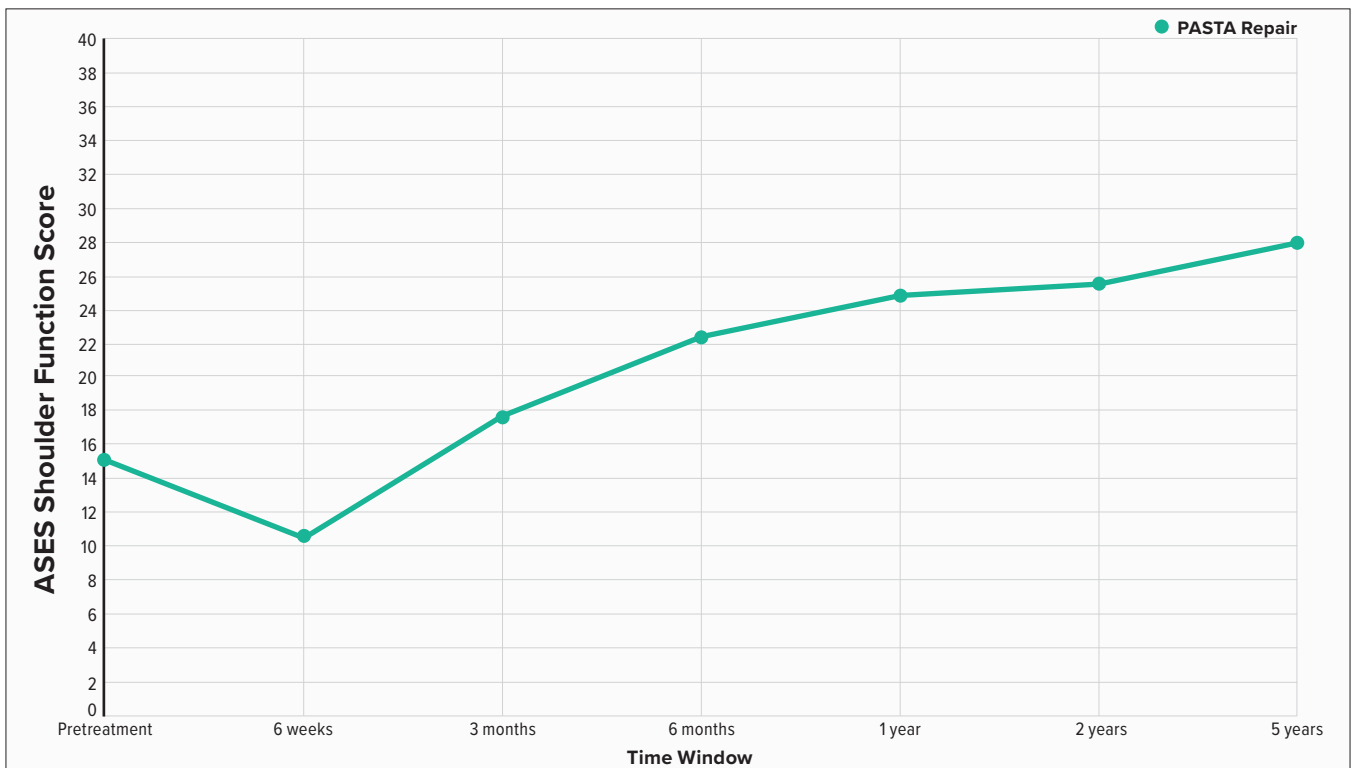
Results



VAS



SANE



ASES Function

Time Point	PASTA Repair VAS Avg ± STD
Presurgery	5.1 ± 2.5
1 year	1.4 ± 1.9
2 years	1.4 ± 2.0
5 years	1.2 ± 2.2

Time Point	PASTA Repair SANE Avg ± STD
Presurgery	40.4 ± 21.3
1 year	78.5 ± 22.2
2 years	79.3 ± 22.9
5 years	84.8 ± 21.1

Time Point	PASTA Repair ASES Fx Avg ± STD
Presurgery	15.0 ± 6.3
1 year	24.9 ± 5.6
2 years	25.3 ± 5.9
5 years	27.2 ± 5.1