



Univers Revers™ Total Shoulder System

Purpose

To report the clinical outcomes of pain, function, and quality of life for patients who underwent reverse total shoulder arthroplasty with the Univers Revers prosthesis.

Methods

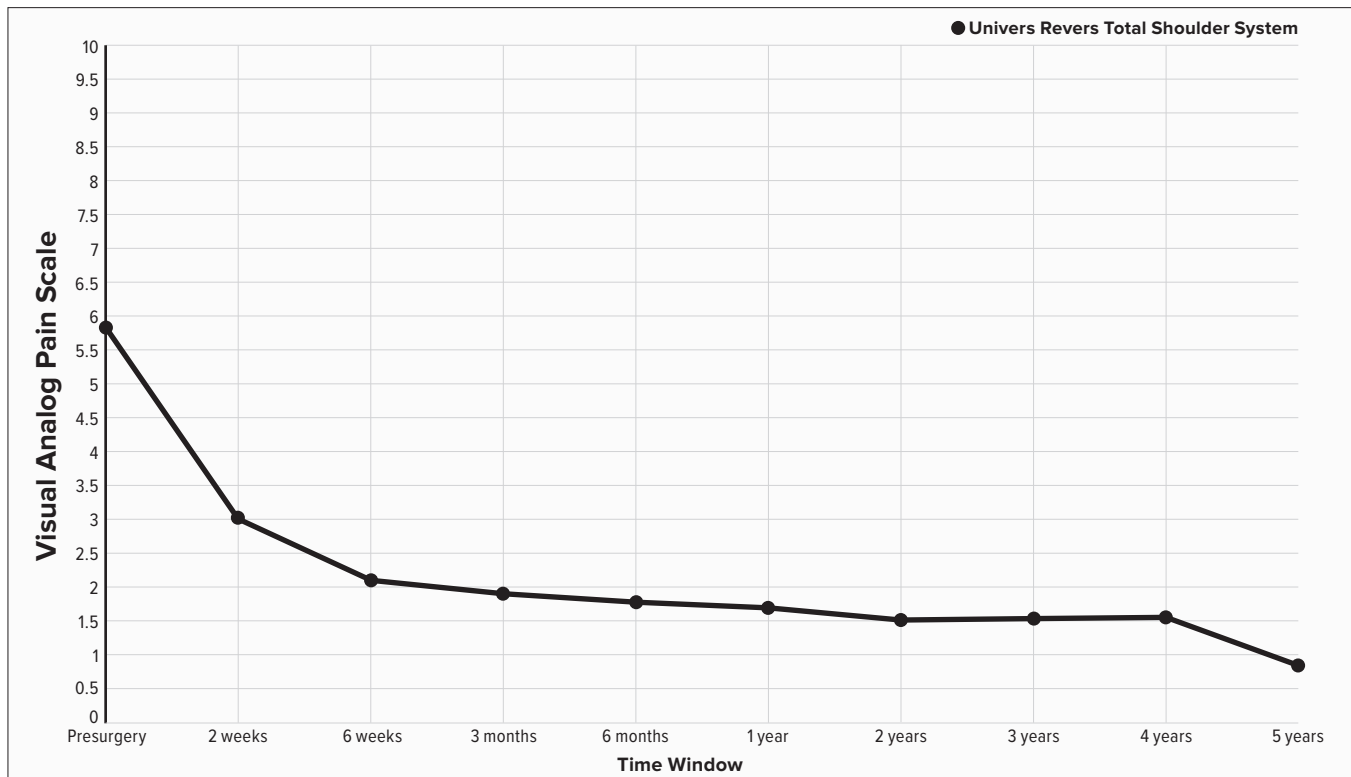
Patients enrolled in the Surgical Outcomes System™ global registry who underwent rTSA with the Univers Revers prosthesis. Standard patient-reported outcomes questionnaires for VAS, ASES Shoulder Function, and, SANE were administered at standard time points postoperatively. Results were reported from presurgery out to 5 years postsurgery. The number of patients included per time point is shown to the right.

Time Point	# of Compliant Univers Revers Prosthesis Patients/Total # of Patients
Presurgery	1490/1924
2 years	495/903
3 years	307/659
4 years	154/426
5 years	54/173

Trend Conclusion

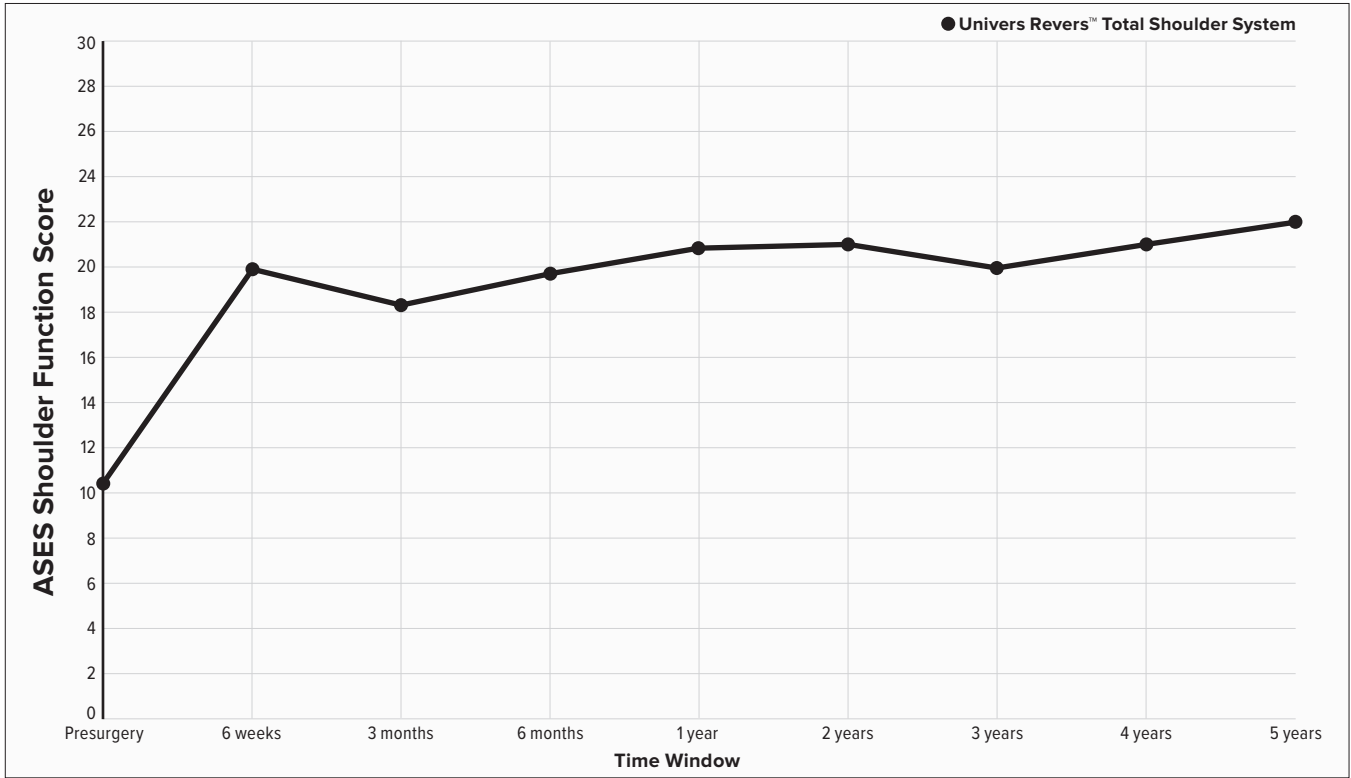
Based on these results, the pain, function, and quality-of-life scores for patients who underwent reverse total shoulder arthroplasty with the Univers Revers prosthesis trend towards favorable outcomes. However, no claims can be made on the potential of these results without further analysis to determine statistical significance.

Results

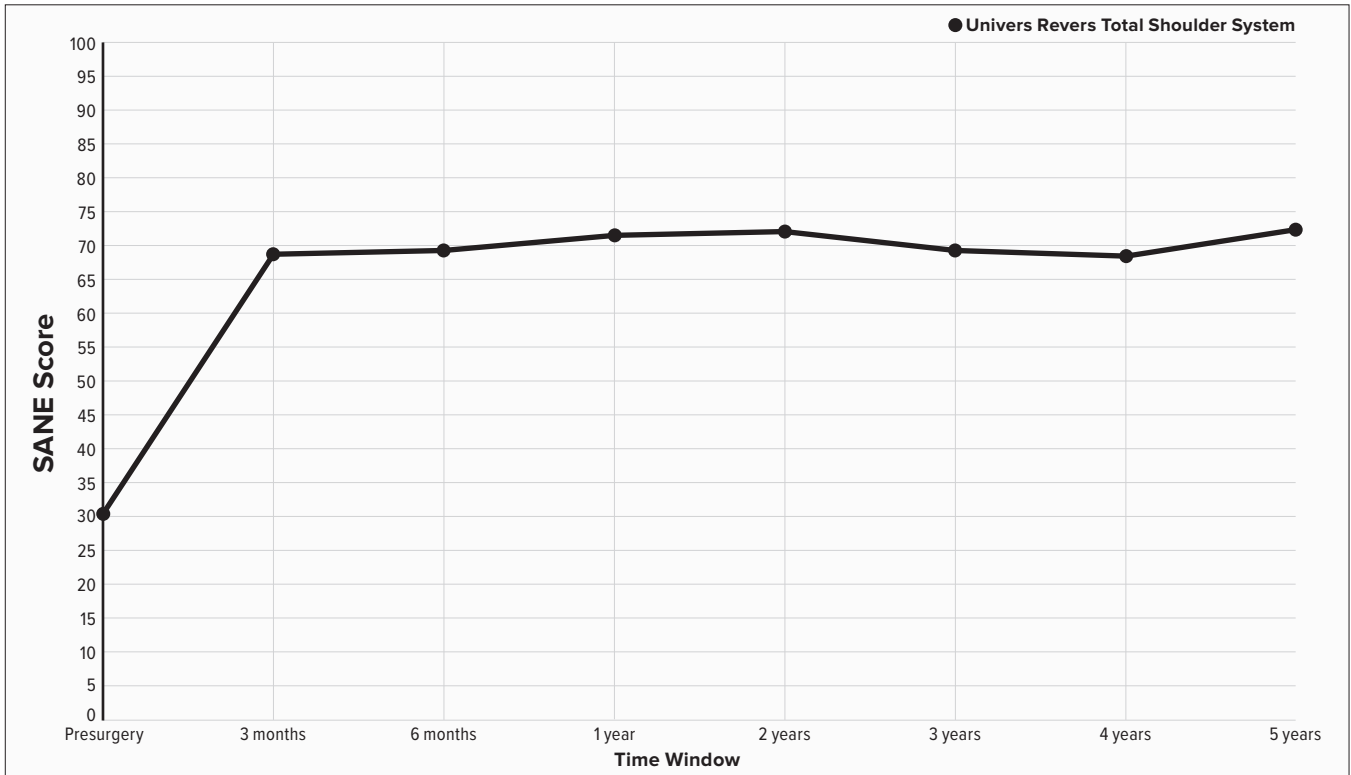


VAS





ASES Shoulder Function Score



SANE Score



Surgical Outcomes System

Time Point	Uniers Revers™ Total Shoulder System Avg ± STD VAS
Presurgery	5.8 ± 2.5
2 years	1.5 ± 2.0
3 years	1.5 ± 2.1
4 years	1.5 ± 2.4
5 years	0.8 ± 1.1

Time Point	Uniers Revers Total Shoulder System Avg ± STD ASES Shoulder Function Score
Presurgery	10.3 ± 5.2
2 years	21.2 ± 6.2
3 years	20.9 ± 6.2
4 years	21.1 ± 6.0
5 years	22.0 ± 5.3

Time Point	Uniers Revers Total Shoulder System Avg ± STD SANE Score
Presurgery	30.3 ± 20.4
2 years	72.8 ± 24.8
3 years	69.3 ± 28.0
4 years	68.6 ± 29.8
5 years	73.0 ± 27.8