

## SLAP Repair: Knotless vs Knotted

### Purpose

To report the clinical outcomes of pain, function, and quality of life for patients who underwent SLAP repair with either a knotless or knotted technique.

### Methods

The inclusion criteria for this analysis were patients enrolled in the Surgical Outcomes System™ registry who underwent a SLAP repair performed using a knotted or knotless technique. Standard patient-reported outcomes questionnaires for VAS, ASES Function, and SANE were administered at standard time points postoperatively. Results were reported from presurgery to 2 years postsurgery. The number of patients included per time point is shown to the right.

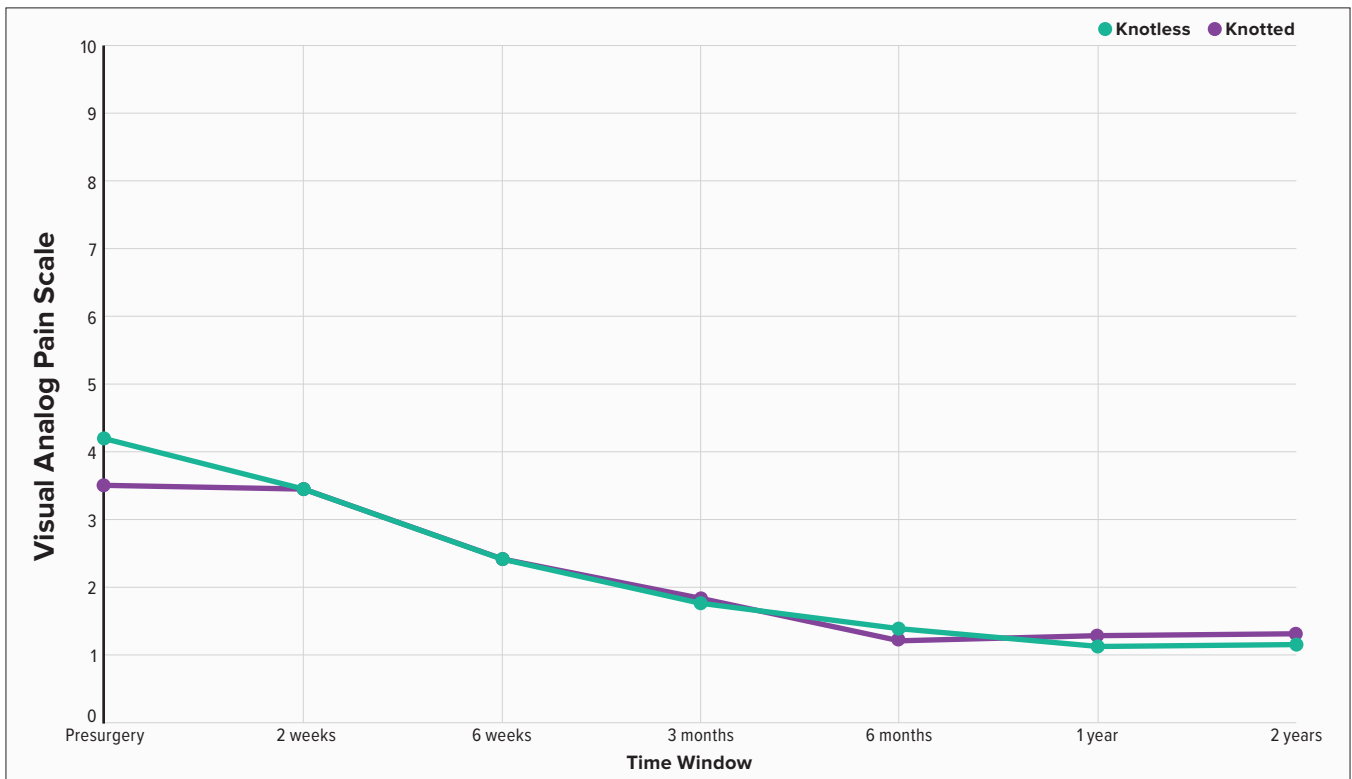
Time Point	# of Knotless Patients/ Total # of Patients	# of Knotted Patients/ Total # of Patients
Presurgery	299/428	118/195
1 year	167/353	73/174
2 years	100/249	55/136

Avg Operative Time Knotted Cases	Avg Operative Time Knotless Cases
52.9 Min	87.8 Min

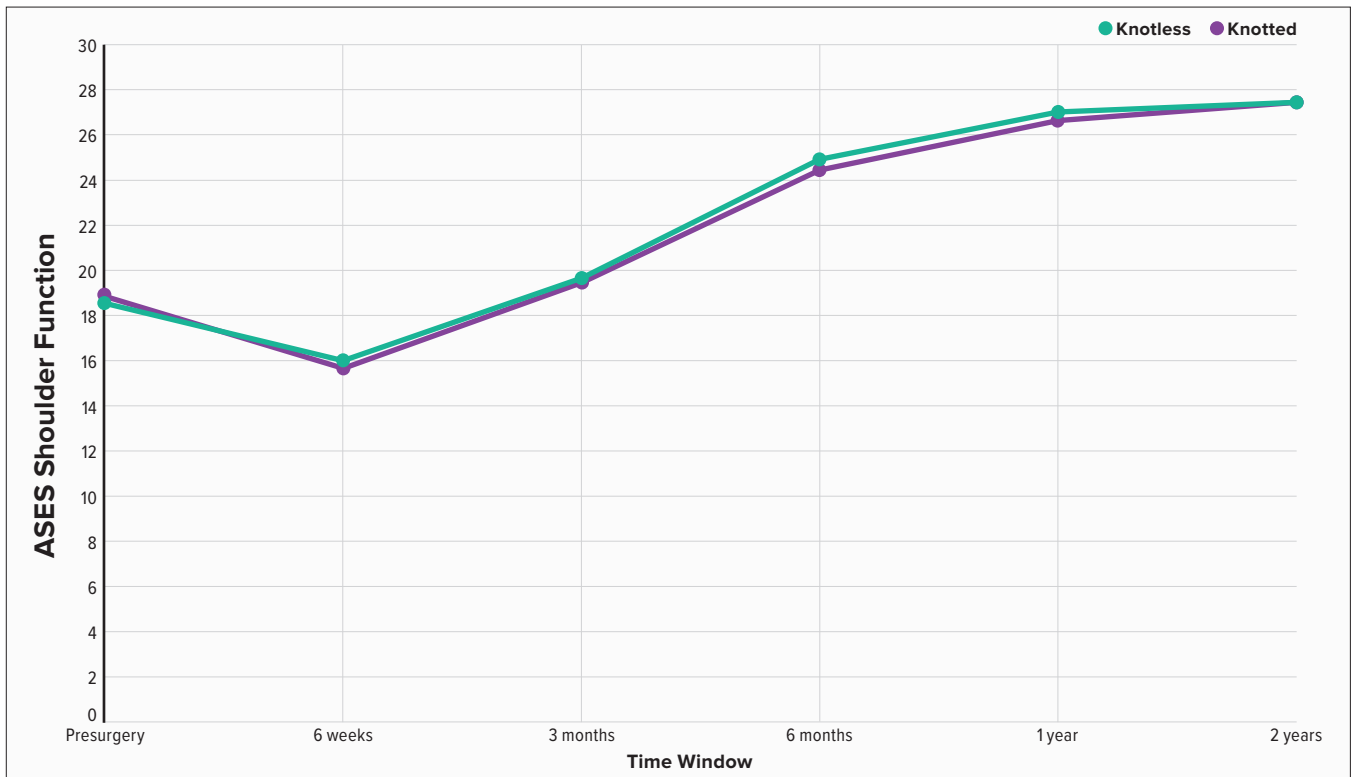
### Trend Conclusion

Based on these results for SLAP repair, there appears to be a similar trend in pain, function, and quality-of-life scores for knotless vs knotted technique. For this comparison, approximately 30% of the knotted cases and 15% of the knotless cases documented operative time. The average operative time was approximately 35 minutes less for cases that used knotless technology. However, no claims can be made on the potential of these results without further analysis to determine statistical significance.

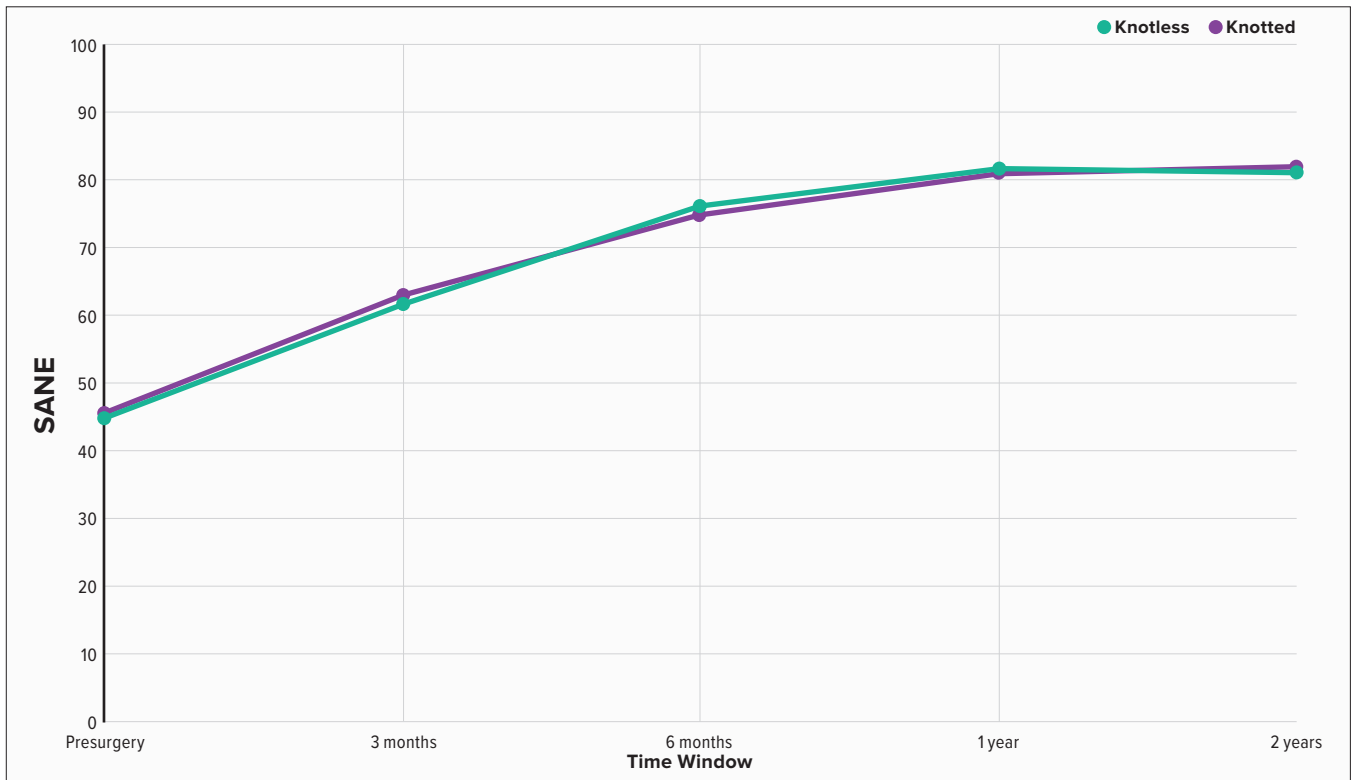
## Results



## VAS



## ASES Shoulder Function



SANE

Time Point	Knotless SLAP Avg $\pm$ STD VAS	Knotted SLAP Avg $\pm$ STD VAS
Presurgery	4.2 $\pm$ 2.5	3.5 $\pm$ 2.5
1 year	1.1 $\pm$ 1.6	1.3 $\pm$ 1.8
2 years	1.2 $\pm$ 1.7	1.4 $\pm$ 2.0

Time Point	Knotless SLAP Avg $\pm$ STD ASES Function	Knotted SLAP Avg $\pm$ STD ASES Function
Presurgery	18.4 $\pm$ 5.8	19.0 $\pm$ 5.4
1 year	26.8 $\pm$ 4.0	26.3 $\pm$ 3.6
2 years	27.3 $\pm$ 3.3	27.4 $\pm$ 3.2

Time Point	Knotless SLAP Avg $\pm$ STD SANE	Knotted SLAP Avg $\pm$ STD SANE
Presurgery	45.2 $\pm$ 22.8	45.6 $\pm$ 19.3
1 year	82.1 $\pm$ 19.2	81.0 $\pm$ 16.3
2 years	81.5 $\pm$ 20.5	82.8 $\pm$ 18.3