



SLAP Repair: Knotless vs Knotted

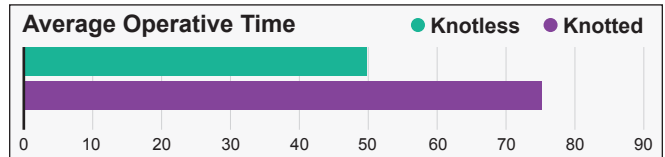
PURPOSE

To report the clinical outcomes of pain, function and quality of life for patients who have undergone SLAP repair using either knotless or knotted technique.

METHODS

The inclusion criteria for this analysis were patients enrolled in the Surgical Outcomes System™ global registry who underwent a SLAP repair performed using a knotted or knotless technique. Standard patient-reported outcomes questionnaires for VAS, ASES and SANE were administered at standard time points postoperatively. Results were reported from presurgery out to 2 years postsurgery. The number of patients included per time point is shown to the right.

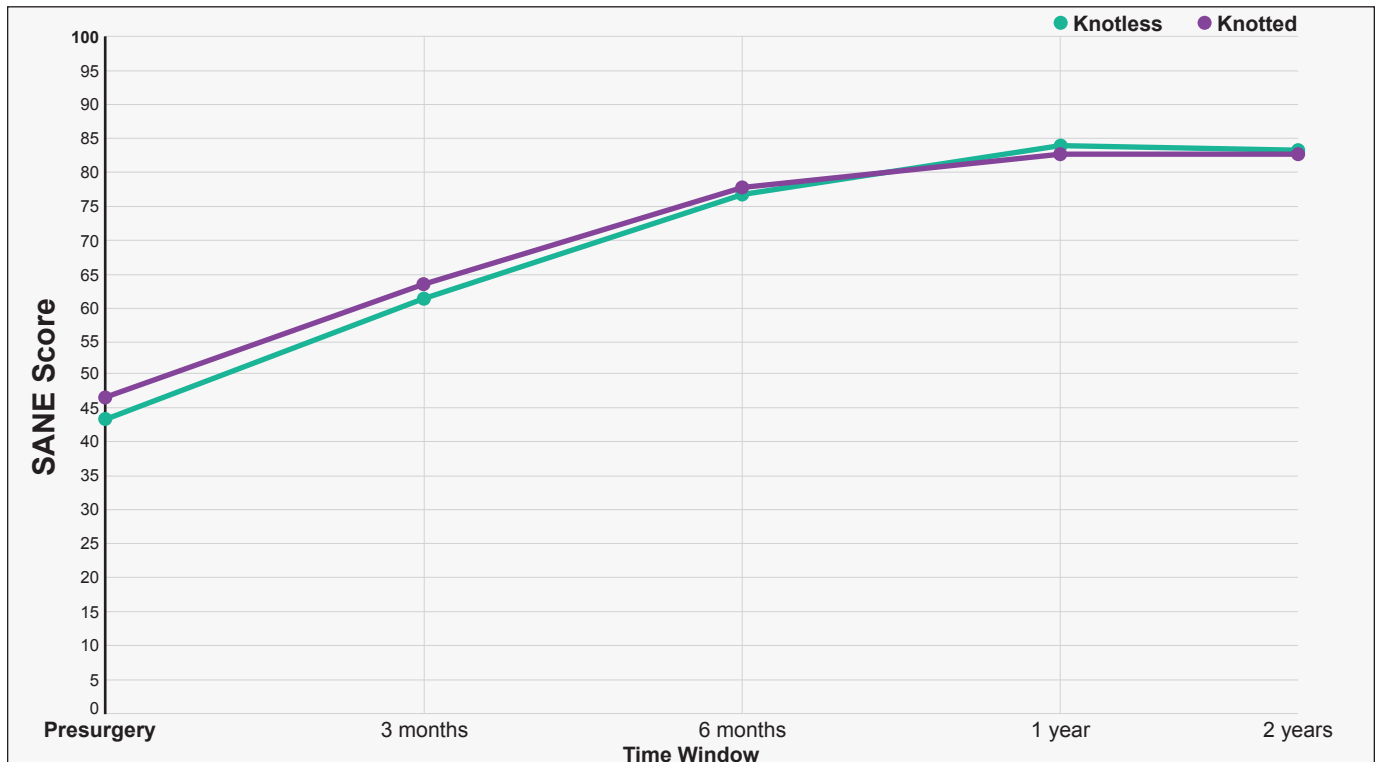
Time Point	# of Compliant Knotless Patients	# of Compliant Knotted Patients
Presurgery	210/310	99/165
6 months	143/269	67/145
1 year	103/240	43/129
2 years	54/152	33/92

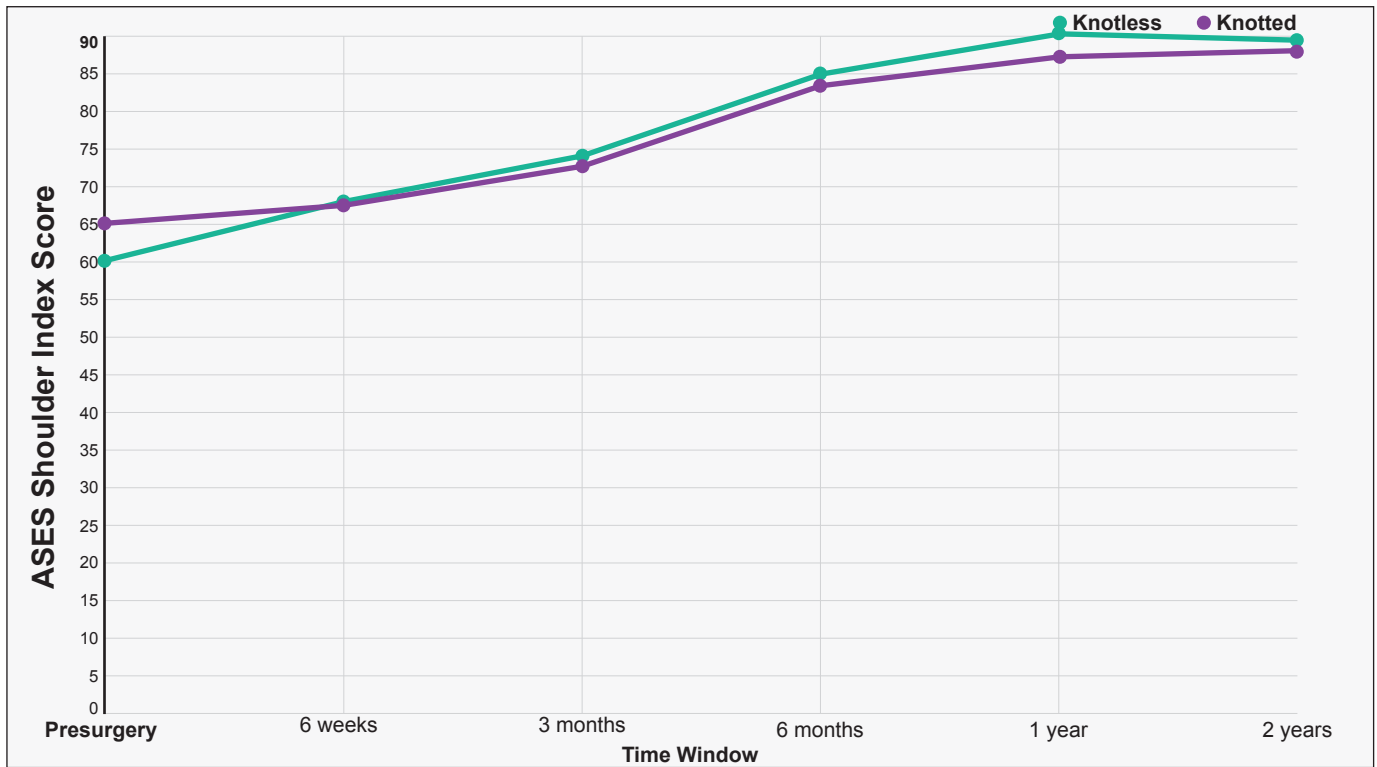


TREND CONCLUSION

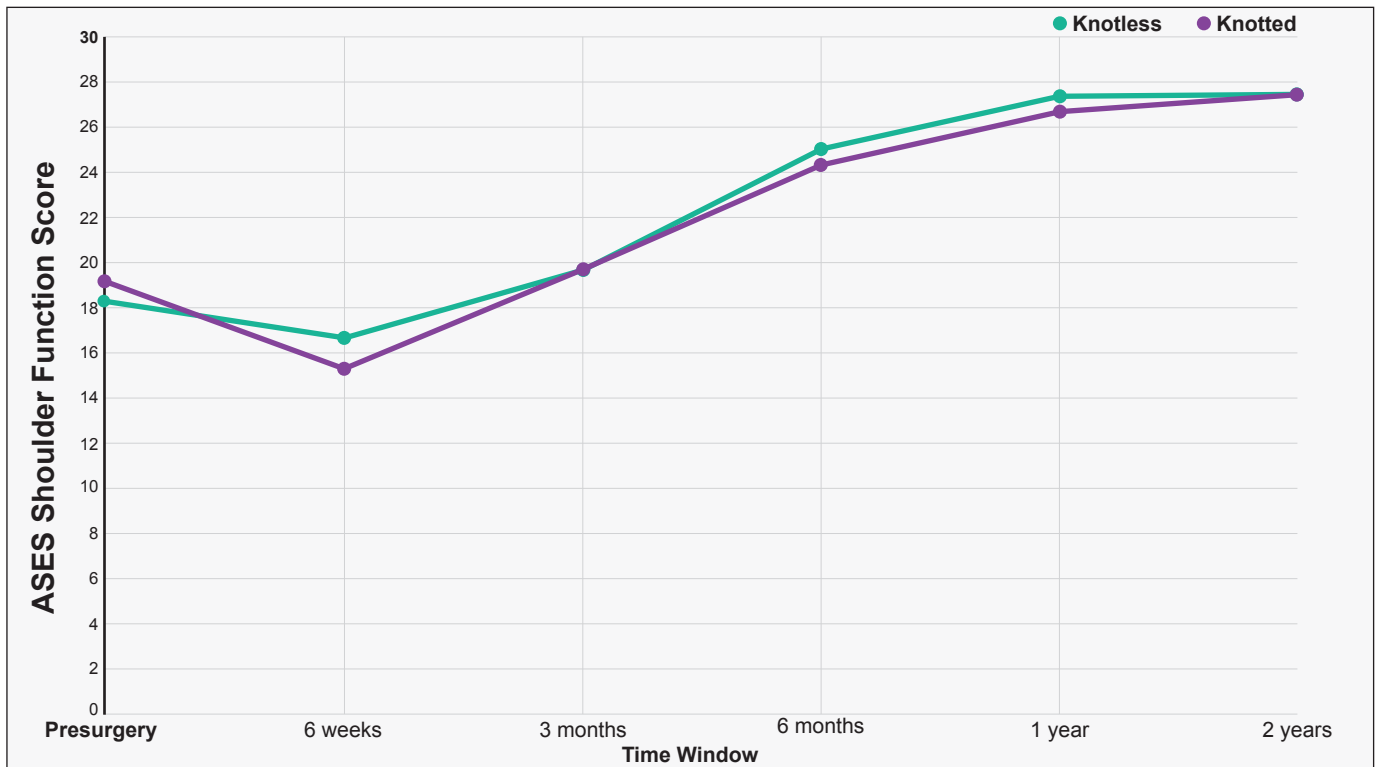
Based on these results for SLAP repair, there appears to be a similar trend in pain, function and quality-of-life scores for knotless vs knotted technique. For this comparison, approximately 20% of the cases documented operative time. The average operative time was approximately 36 minutes less for cases that utilized knotless technology. However, further statistical analysis would be needed to determine if these overall patient outcomes have statistical significance.

RESULTS

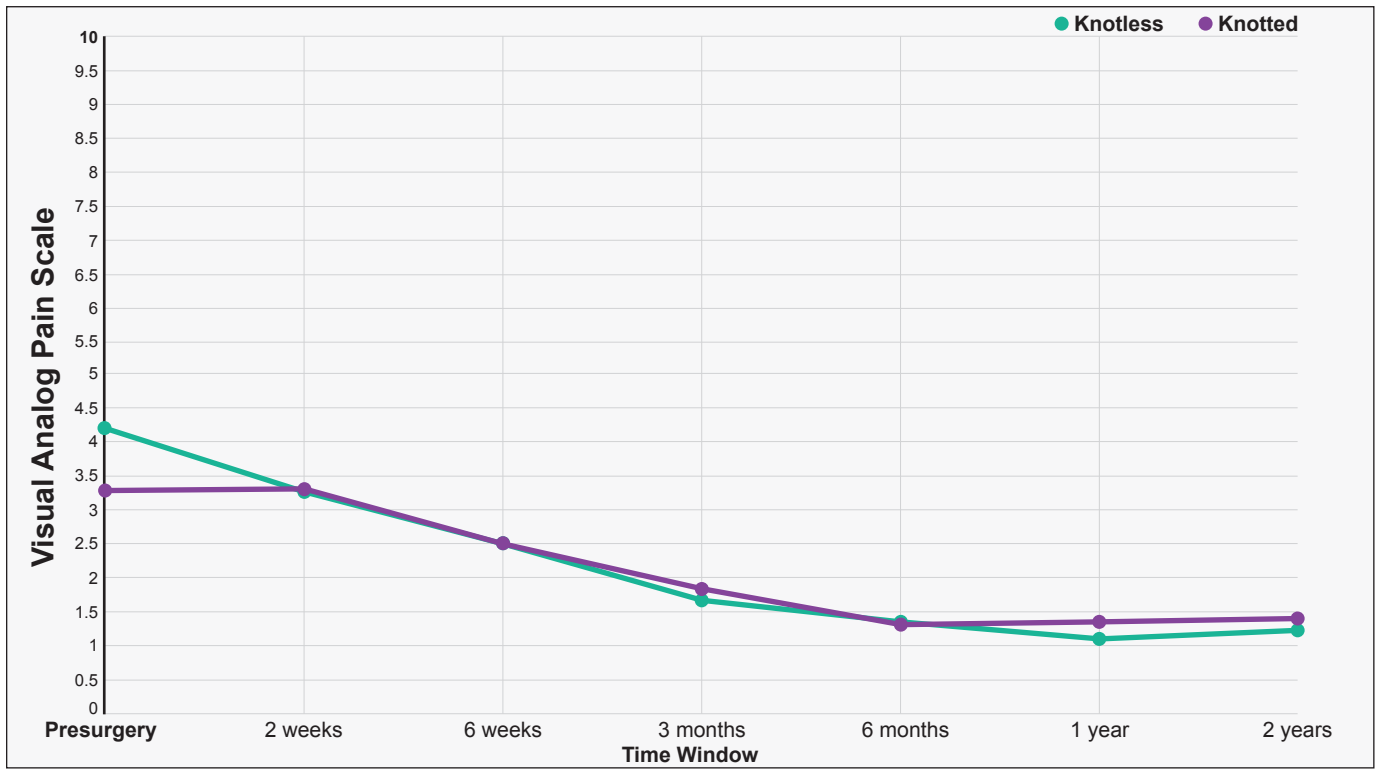




ASES Shoulder Index Score



ASES Shoulder Function Score



VAS

Time Point	Knotless SLAP Avg +/- STD VAS	Knotted SLAP Avg +/- STD VAS
Presurgery	4.1 +/- 2.4	3.3 +/- 2.4
6 months	1.3 +/- 1.8	1.3 +/- 1.6
1 year	1.0 +/- 1.5	1.4 +/- 1.5
2 years	1.2 +/- 1.8	1.5 +/- 2.1

Time Point	Knotless SLAP Avg +/- STD ASES Index	Knotted SLAP Avg +/- STD ASES Index
Presurgery	59.6 +/- 18.8	65.2 +/- 17.9
6 months	84.8 +/- 14.8	83.8 +/- 14.3
1 year	90.1 +/- 12.3	87.3 +/- 11.7
2 years	89.6 +/- 13.5	88.3 +/- 15.2

Time Point	Knotless SLAP Avg +/- STD ASES Function	Knotted SLAP Avg +/- STD ASES Function
Presurgery	18.2 +/- 5.9	19.0 +/- 5.1
6 months	24.9 +/- 4.7	24.2 +/- 5.2
1 year	27.1 +/- 3.4	26.6 +/- 3.3
2 years	27.3 +/- 3.6	27.4 +/- 3.2

Time Point	Knotless SLAP Avg +/- STD SANE	Knotted SLAP Avg +/- STD SANE
Presurgery	42.7 +/- 21.8	46.2 +/- 19.3
6 months	76.0 +/- 18.4	77.4 +/- 16.4
1 year	84.4 +/- 14.5	82.5 +/- 15.2
2 years	83.7 +/- 18.8	82.9 +/- 20.7