



iBalance® Primary UKA Outcomes

Purpose

To report the clinical outcomes for pain, function, and quality of life for patients who underwent primary UKA with the iBalance prosthesis.

Methods

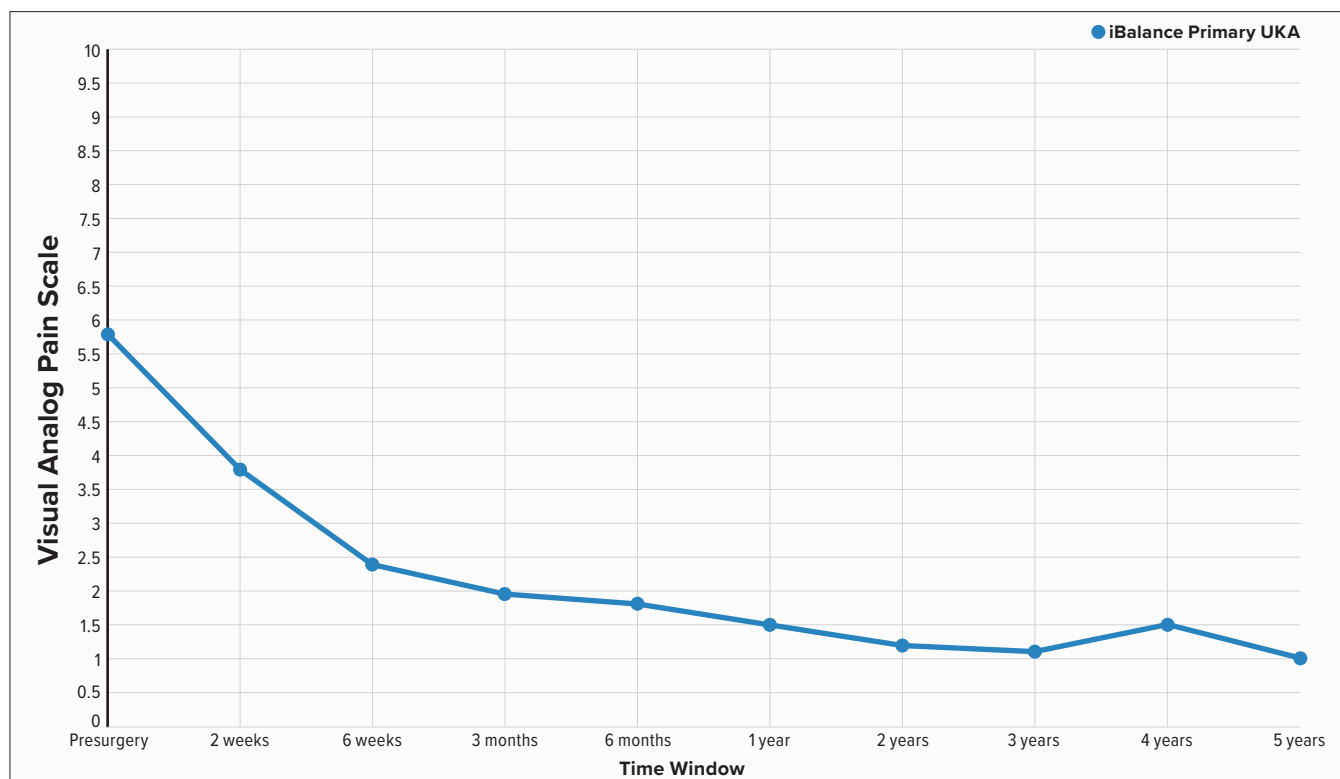
The inclusion criteria for this analysis were patients enrolled in the Surgical Outcomes System™ global registry who underwent primary UKA with the iBalance prosthesis. Standard patient-reported outcomes questionnaires for VAS, KOOS Jr, and the Oxford Knee Score were administered at standard time points postoperatively. Results were reported from presurgery to 5 years postsurgery. The number of patients included per time point is shown to the right.

Time Point	# of compliant patients/ Total # patients
Presurgery	258/292
2 years	87/127
3 years	50/83
4 years	30/49
5 years	8/21

Trend Conclusion

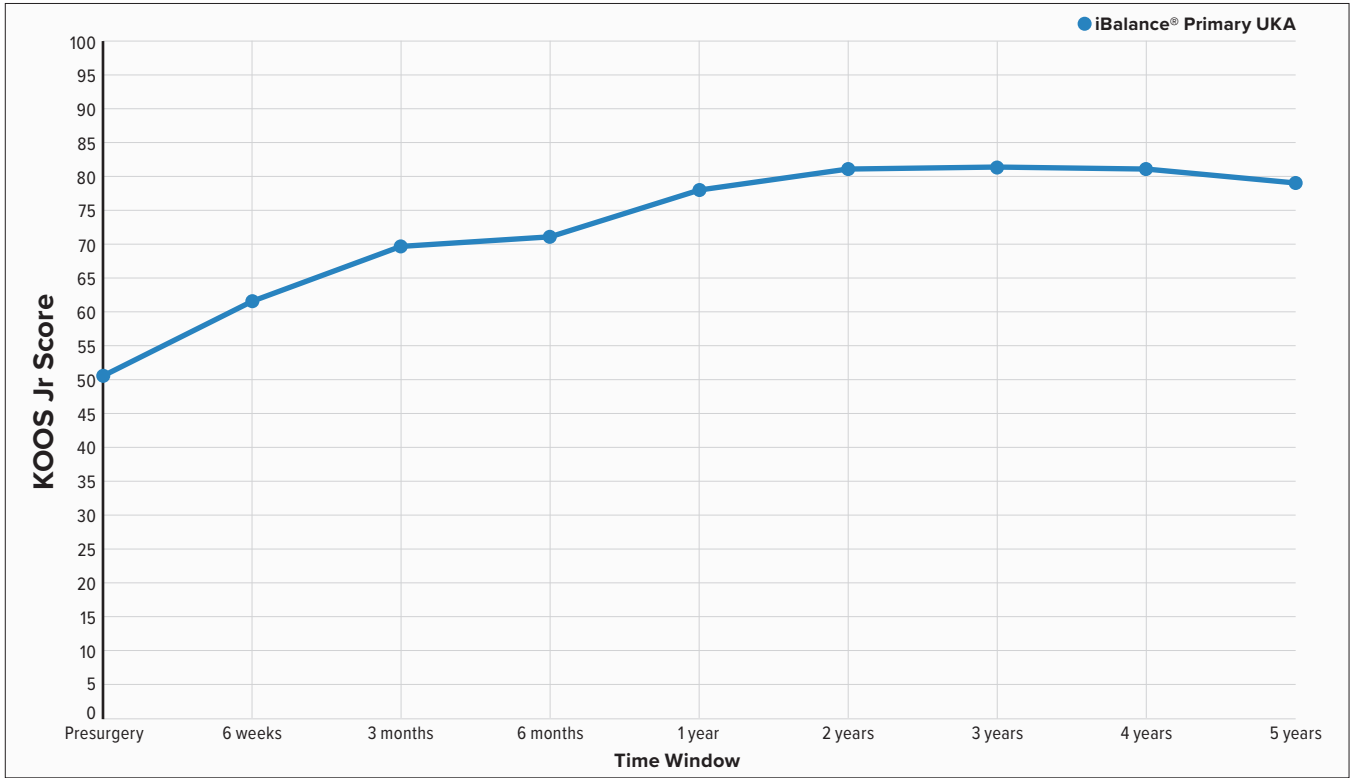
Based on these results, the pain, function, and quality-of-life scores for patients who underwent primary UKA with the iBalance prosthesis trend towards favorable outcomes. However, no claims can be made on the potential of these results without further analysis to determine statistical significance.

Results

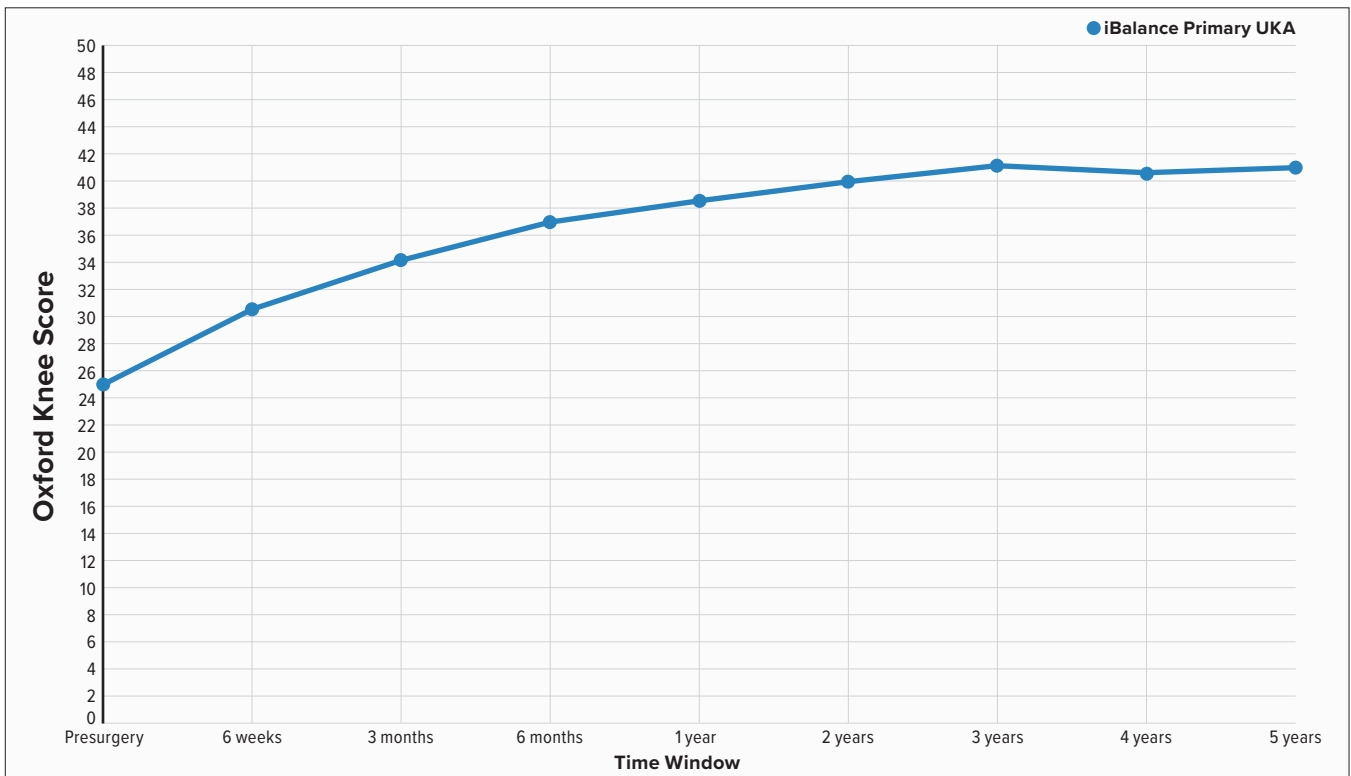


VAS





KOOS Jr Score



Oxford Knee Score



Surgical Outcomes System

Time Point	iBalance® Primary UKA Avg ± STD VAS
Presurgery	5.6 ± 2.2
2 years	1.3 ± 1.7
3 years	1.1 ± 1.4
4 years	1.6 ± 1.7
5 years	1.0 ± 1.4

Time Point	iBalance Primary UKA Avg ± STD KOOS Jr Score
Presurgery	50.5 ± 13.2
2 years	81.3 ± 15.6
3 years	81.6 ± 14.7
4 years	81.5 ± 15.9
5 years	79.1 ± 13.0

Time Point	iBalance Primary UKA Avg ± STD Oxford Knee Score
Presurgery	23.9 ± 7.8
2 years	40.0 ± 7.7
3 years	41.8 ± 5.6
4 years	40.7 ± 6.6
5 years	41.1 ± 7.4