



Double-Row Rotator Cuff Repair (RCR): Knotless SpeedBridge™ Repair vs Knotted Repair

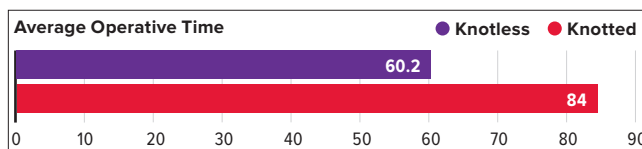
Purpose

To report the early clinical outcomes of pain, function, and quality of life for patients who underwent double-row RCR using a knotless SpeedBridge repair or traditional knotted repair.

Methods

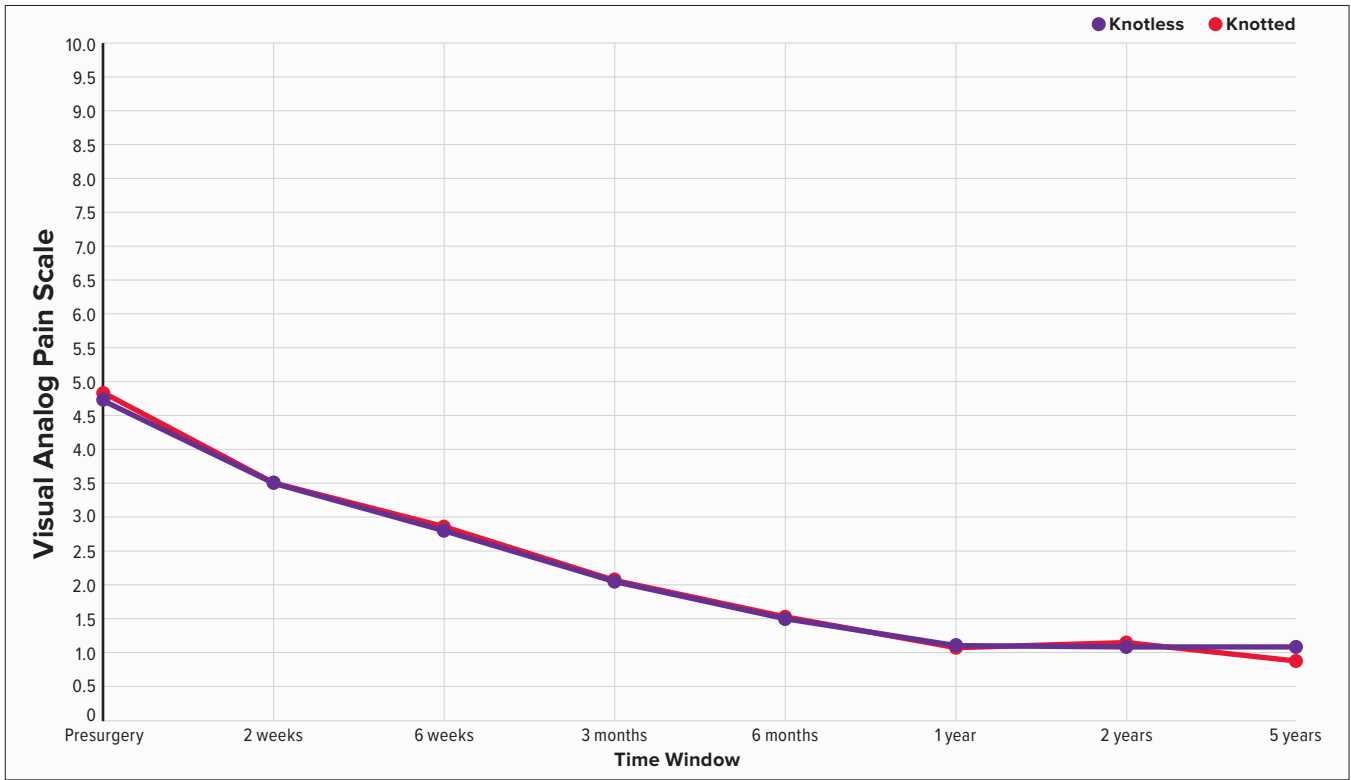
The inclusion criteria for this analysis were patients enrolled in the Surgical Outcomes System™ global registry who underwent a double-row RCR using either a knotless SpeedBridge repair or traditional knotted repair (including knotted SpeedBridge and SutureBridge™ repairs) based on site data entry. Standard patient-reported outcomes questionnaires for VAS, ASES Function, and SANE were administered at standard time points postoperatively. Results were reported from presurgery to 5 years postsurgery. The numbers of compliant patients and total patients included per group are shown below.

Time Point	# of Compliant Knotless Patients/ Total # of Patients	# of Compliant Knotted Patients/ Total # of Patients
Presurgery	1563/2165	2114/3124
1 year	985/1594	1555/2486
2 years	548/970	1058/1754
5 years	16/54	114/330

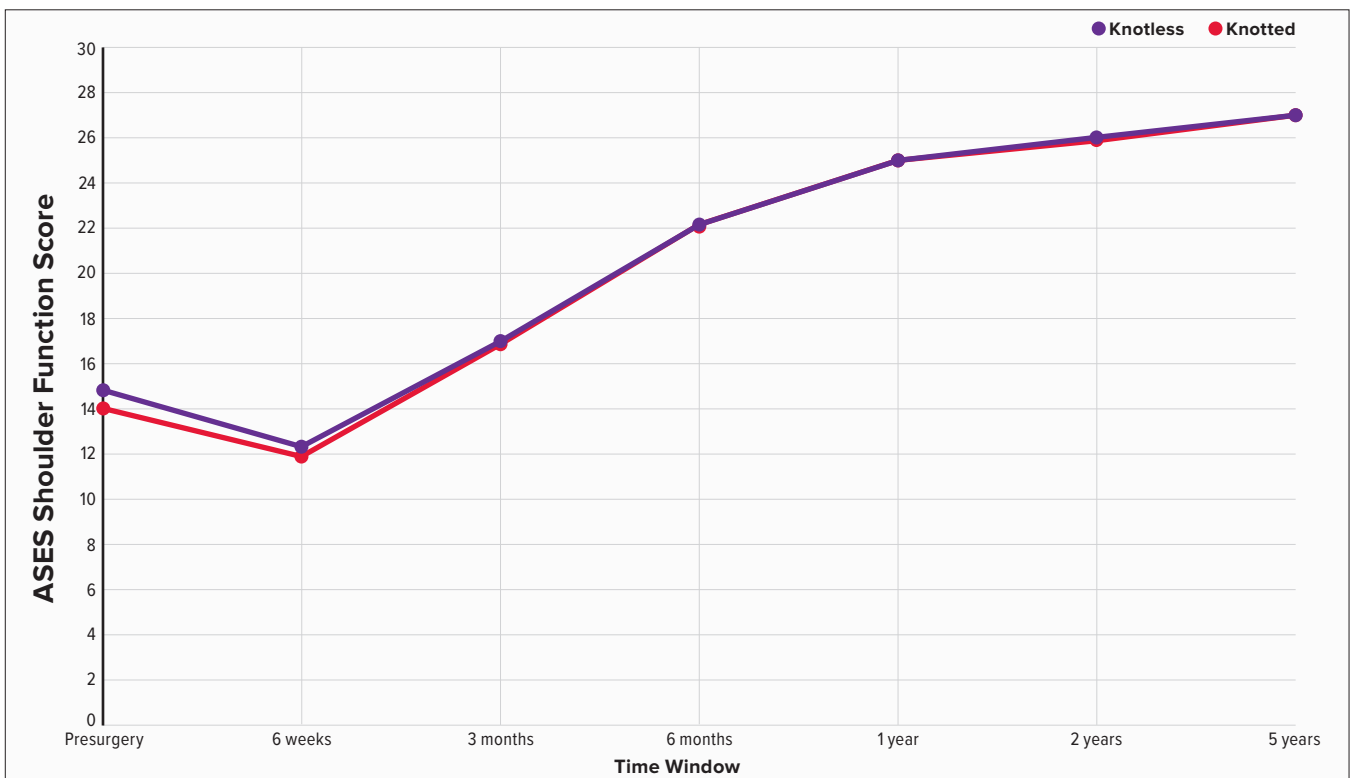


Trend Conclusion

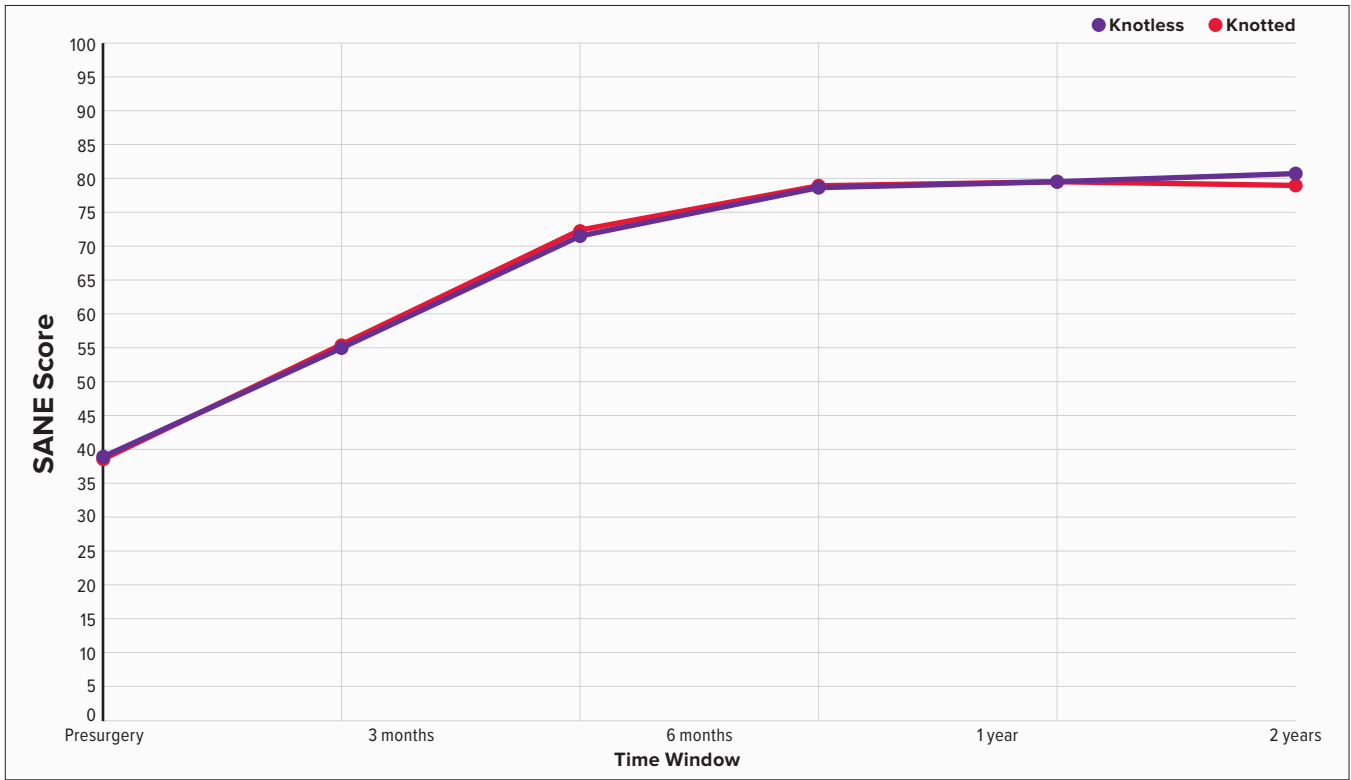
Based on these results for double-row RCR, there appears to be a similar trend in pain and function for knotless SpeedBridge repair vs traditional knotted repair. For this comparison, approximately 18% of the knotless cases and 28% of the knotted cases documented operative time. The average operative time was approximately 24 minutes less for cases using knotless technology. However, no claims can be made on the potential of these results without further analysis to determine statistical significance.



VAS



ASES Shoulder Function Score



SANE Score



Surgical Outcomes System

Time Point	Knotless Avg \pm STD VAS	Knotted Avg \pm STD VAS
Presurgery	4.8 \pm 2.4	4.9 \pm 2.4
1 year	1.2 \pm 1.7	1.2 \pm 1.7
2 years	1.1 \pm 1.6	1.2 \pm 1.9
5 years	1.1 \pm 1.7	0.8 \pm 1.5

Time Point	Knotless Avg \pm STD ASES Shoulder Function	Knotted Avg \pm STD ASES Shoulder Function
Presurgery	14.7 \pm 5.8	37.6 \pm 20.6
1 year	25.2 \pm 5.2	25.3 \pm 5.3
2 years	26.3 \pm 5.1	26.2 \pm 5.3
5 years	26.8 \pm 4.6	26.6 \pm 4.8

Time Point	Knotless Avg \pm STD SANE	Knotted Avg \pm STD SANE
Presurgery	38.1 \pm 20.5	37.6 \pm 20.6
1 year	77.9 \pm 23.9	78.2 \pm 24.4
2 years	79.4 \pm 25.9	79.4 \pm 26.0
5 years	80.3 \pm 26.6	77.9 \pm 29.0