



# Capsular Repair After Hip Arthroscopy

## Purpose

To report the early clinical outcomes of pain, function, and quality of life for patients who underwent capsular repair in the hip during arthroscopy.

## Methods

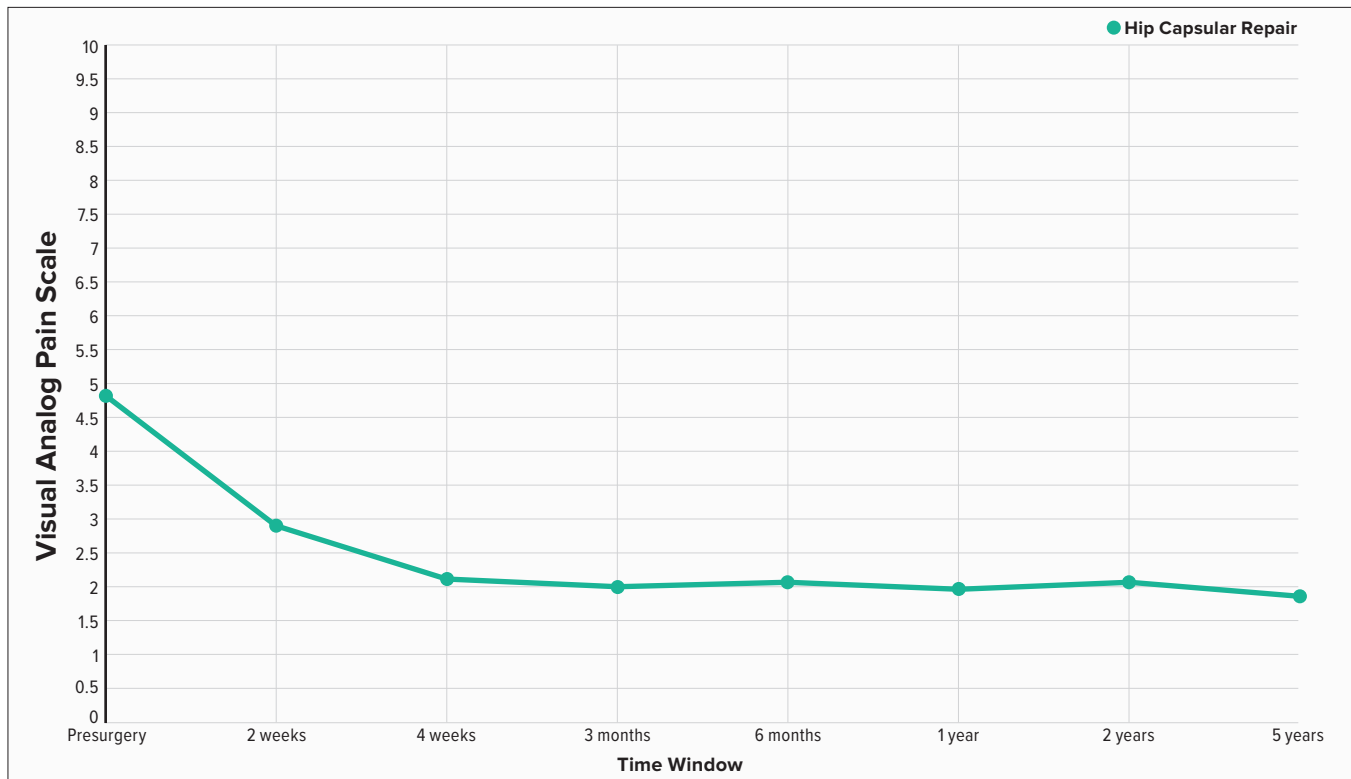
The inclusion criteria for this analysis were patients enrolled in the Surgical Outcomes System™ global registry who underwent a hip capsular repair based on site data entry. Standard patient-reported outcomes questionnaires for VAS, M-HHS, and iHOT12 were administered at standard time points pre- and postoperatively. Results were reported from presurgery to 5 years postsurgery. The number of patients included per time point is shown to the right.

Time Point	# of Compliant Hip Capsular Repair Patients/ Total # of Patients
Presurgery	754/1209
1 year	401/825
2 years	277/571
5 years	48/171

## Trend Conclusion

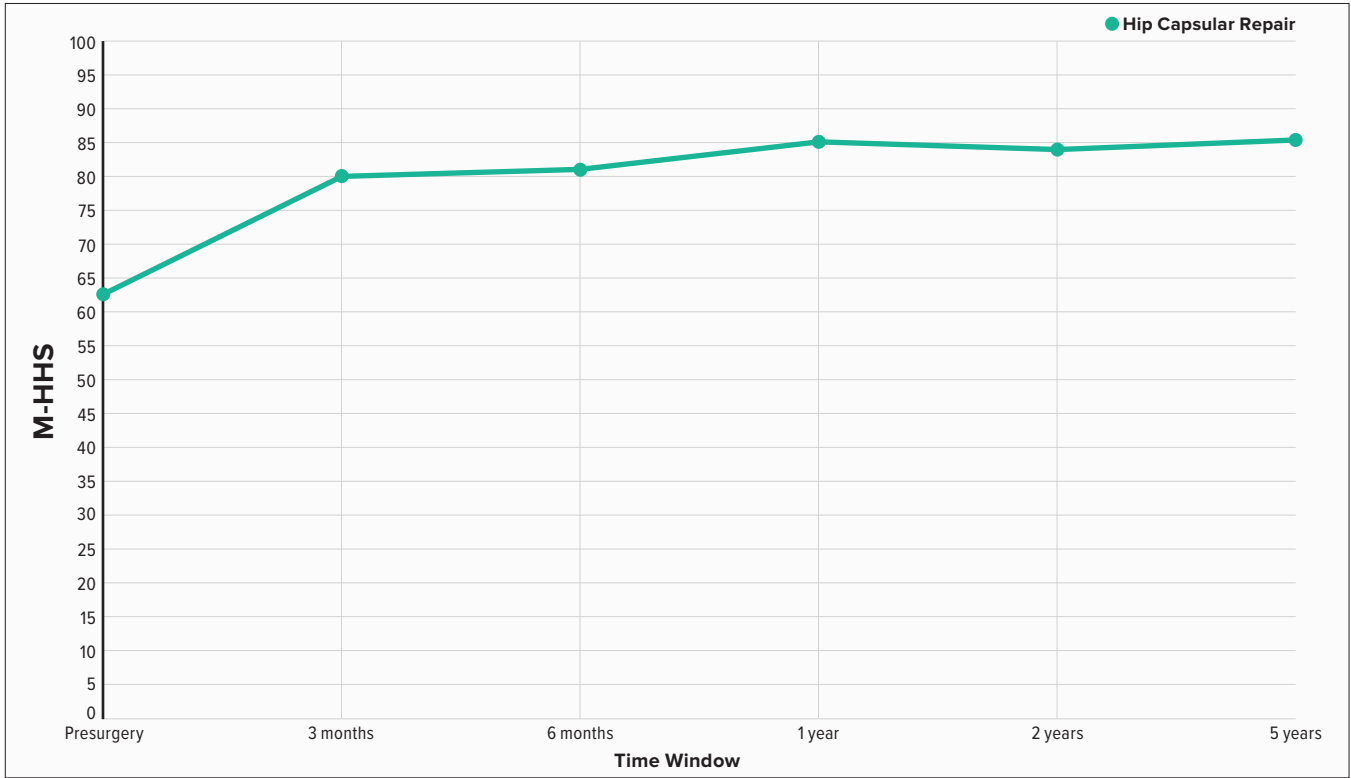
Based on these results, the pain, function, and quality-of-life scores for hip capsular repair trend toward improved outcomes in pain and function. However, no claims can be made on the potential of these results without further analysis to determine statistical significance.

## Results

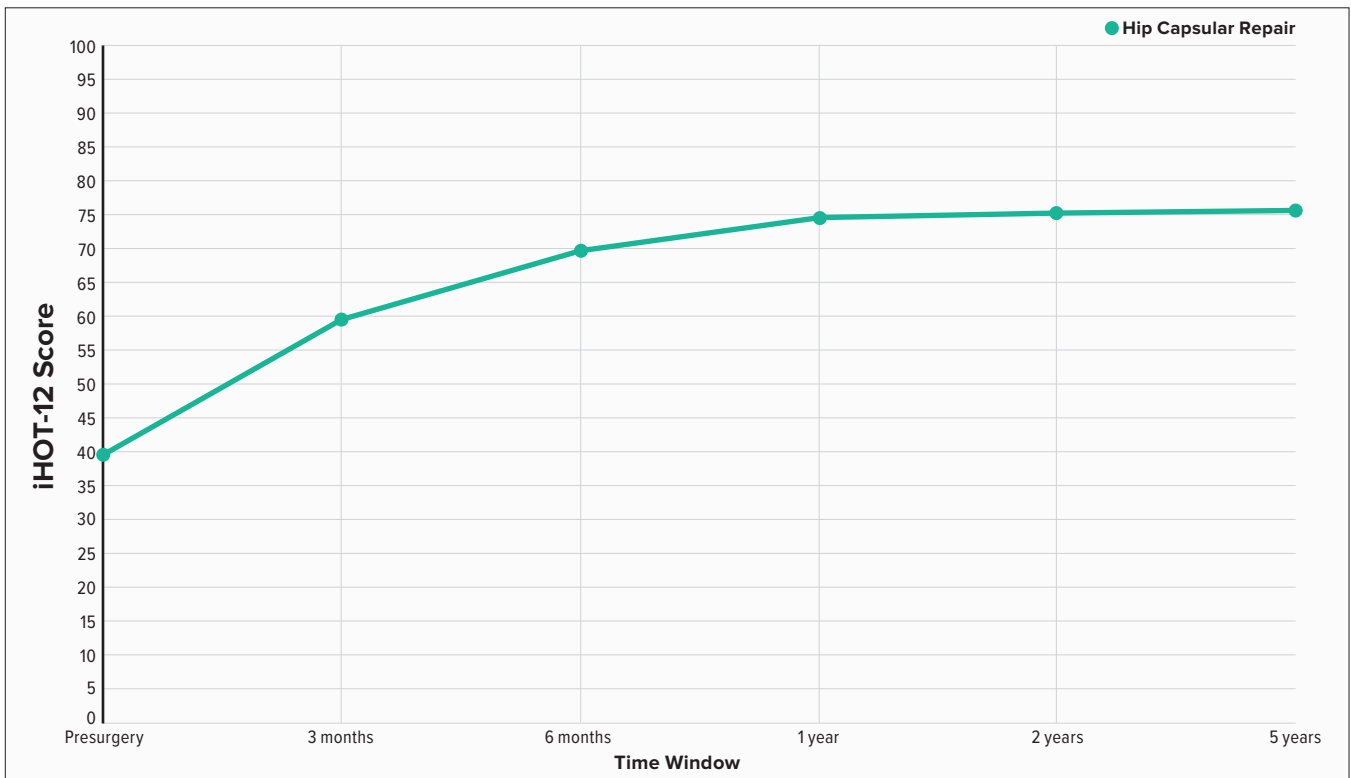


VAS





**M-HHS**



**iHOT-12 Score**



# Surgical Outcomes System

Time Point	Hip Capsular Repair Avg $\pm$ STD VAS
Presurgery	4.8 $\pm$ 2.2
1 year	1.9 $\pm$ 2.1
2 years	2.1 $\pm$ 2.3
5 years	1.8 $\pm$ 2.4

Time Point	Hip Capsular Repair Avg $\pm$ STD M-HHS
Presurgery	63.4 $\pm$ 16.5
1 year	85.0 $\pm$ 15.2
2 years	84.7 $\pm$ 15.9
5 years	85.4 $\pm$ 18.9

Time Point	Hip Capsular Repair Avg $\pm$ STD iHOT-12
Presurgery	39.2 $\pm$ 18.6
1 year	74.7 $\pm$ 21.4
2 years	75.0 $\pm$ 22.9
5 years	75.9 $\pm$ 25.7